

## Historique des indicateurs les plus utilisés dans le secteur Vin, par campagne et par Etat Membre

## Paramètres

## 1 - EU Pays?

AT - l'Autriche  
 BE - la Belgique  
 BG - la Bulgarie  
 CY - Chypre  
 CZ - République tchèque  
 CZ - la République tchèque  
 DE - l'Allemagne  
 DK - le Danemark  
 EE - Estonie  
 EE - l'Estonie  
 ES - l'Espagne  
 FI - Finlande  
 FR - la France  
 GB - le Royaume-Uni  
 GR - la Grèce  
 HU - la Hongrie  
 IE - l'Irlande  
 IT - l'Italie  
 LT - la Lituanie  
 LU - le Luxembourg  
 LV - la Lettonie  
 MT - Malte  
 NL - les Pays-Bas  
 PL - la Pologne  
 PT - le Portugal  
 RO - la Roumanie  
 SE - la Suède  
 SI - la Slovénie  
 SK - la Slovaquie

## 2 - Campagnes 2000 - 2009 DG AGRI data

## 7 - Produits ?

31 - Vin par catégorie  
 311 - Vins de qualité PRD  
 312 - Vins de table  
 313 - Autres vins  
 321 - Vins de table sans IG  
 322 - Vins de table avec IG

## 8 - Rubriques ?

2011 - Stocks initiaux - aux producteurs  
 2012 - Stocks initiaux - au commerce  
 202 - Production utilisable  
 203 - Importations - intra et extra volume (HI)  
 2031 - Importations - volume extra de l'UE (HI)  
 2032 - Importations - Intra UE  
 22 - Utilisation domestique totale  
 23 - Consommation humaine  
 24 - Usages industriels  
 241 - Usages industriels - distillations - alcool  
 2411 - Usages industriels - distillations - alcool - eaux de vie d'appellation  
 2412 - Utilisation industrielle - distillations - alcool - réglementation UE  
 2413 - Utilisation industrielle - distillations - alcool - réglementation EM  
 242 - Usages industriels - production de vinaigre  
 25 - Transformations  
 26 - Pertes  
 27 - Exportations - Intra et Extra en volume (hl)  
 271 - Exportations - extra UE en Volume (hl)  
 272 - Exportations intra UE en volume (hl)  
 30 - Stocks finaux  
 301 - Stocks finaux - aux producteurs  
 302 - Stocks finaux - au commerce  
 35 - Variation annuel des stocks  
 40 - Production - sauf vinification  
 401 - Production - Moût destiné à la de jus de raisin  
 402 - Production - Pertes par évaporation  
 41 - Production Totale  
 421 - Production VdT sans IG  
 422 - Production VdT avec IG  
 501 - Importations - volume mis en bouteille (hl)  
 502 - Importations - volume de Vrac (hl)  
 761 - Utilisation industrielle - distillations - alcool - règlement 1493/99 - sous-produits  
 762 - Utilisation industrielle - distillations - alcool - règlement 1493/99 - obligatoire  
 763 - Utilisation industrielle - distillations - alcool - règlement 1493/99 - alcool alimentaire  
 764 - Utilisation industrielle - distillations - alcool - règlement 1493/99 - crise

En cas de problème avec ce rapport, SVP  
 envoyez un e-mail à

[AGRI-C3@ec.europa.eu](mailto:AGRI-C3@ec.europa.eu)



**Union Européenne - Bilan pour le Vin - Campagne 2000 - 2001**  
**Résultat du traitement des communications des Etats-Membres (1)**  
**Situation: Définitif - Source: DG AGRI - en 1000 HL**

Rubriques	Vins de qualité PRD	Vins de table	Autres vins	Tous les Vins
<b>Stocks initiaux</b>	85.658,734	58.195,334	1.623,425	<b>145.477,493</b>
Stocks initiaux - aux producteurs	63.858,267	42.951,686	940,960	<b>107.750,913</b>
Stocks initiaux - au commerce	21.800,467	15.243,648	682,465	<b>37.726,580</b>
<b>Production Totale</b>	70.114,393	100.474,138	11.498,000	<b>182.086,531</b>
Production - sauf vinification (2)	0,000	802,000	5.280,000	<b>6.082,000</b>
<b>Production utilisable</b>	70.114,393	99.672,138	6.218,000	<b>176.004,531</b>
Importations - intra et extra volume (HI) (3)	13.064,061	16.413,704	9.897,000	<b>39.374,765</b>
Importations - volume extra de l'UE (HI) (3)	337,300	576,000	8.215,000	<b>9.128,300</b>
Importations - Intra UE (3)	12.726,761	15.837,704	1.682,000	<b>30.246,465</b>
<b>Disponibilité Totale</b>	156.110,427	158.443,472	16.056,425	<b>330.610,324</b>
Exportations - Intra et Extra en volume (HI) (3)	20.143,975	26.854,705	375,000	<b>47.373,680</b>
Exportations - extra UE en Volume (HI) (3)	5.794,000	6.222,600	49,000	<b>12.065,600</b>
Exportations intra UE en volume (HI) (3)	14.349,975	20.632,105	326,000	<b>35.308,080</b>
<b>Utilisation domestique totale</b>	55.481,775	81.357,552	15.636,556	<b>152.475,883</b>
Consommation humaine	51.928,465	57.194,552	9.863,556	<b>118.986,573</b>
Usages industriels	3.030,310	21.301,000	5.640,000	<b>29.971,310</b>
Usages industriels - distillations - alcool	3.030,310	19.868,000	5.520,000	<b>28.418,310</b>
Usages industriels - distillations - alcool - eaux de vie d'appellation	0,000	0,000	4.100,000	<b>4.100,000</b>
Utilisation industrielle - distillations - alcool - réglementation UE	2.130,310	19.868,000	1.420,000	<b>23.418,310</b>
Utilisation industrielle - distillations - alcool - réglementation EM	900,000	0,000	0,000	<b>900,000</b>
Usages industriels - production de vinaigre	0,000	1.433,000	120,000	<b>1.553,000</b>
Transformations	0,000	2.207,000	0,000	<b>2.207,000</b>
Pertes	523,000	655,000	133,000	<b>1.311,000</b>
<b>Stocks finaux</b>	93.670,225	66.081,548	1.733,944	<b>161.485,717</b>
Stocks finaux - aux producteurs	66.536,647	44.874,367	415,355	<b>111.826,369</b>
Stocks finaux - au commerce	27.133,578	21.207,181	1.318,589	<b>49.659,348</b>
<b>Variations de Stock</b>	8.011,491	7.886,214	110,519	<b>16.008,224</b>

(1) Résultant des obligations du Règl CE 1282/2001 (Bilan et Stocks) et CE 1623/2001 (Distillations)

(2) Jus, ainsi que la diminution du volume déterminée par l'élaboration de moûts concentrés

(3) Commerce extérieur : source Eurostat COMEXT

**Union Européenne - Bilan pour le Vin - Campagne 2001 - 2002**  
**Résultat du traitement des communications des Etats-Membres (1)**  
**Situation: Définitif - Source: DG AGRI - en 1000 HL**

Rubriques	Vins de qualité PRD	Vins de table	Autres vins	Tous les Vins
Stocks initiaux	93.771,890	66.557,390	1.615,900	<b>161.945,180</b>
Stocks initiaux - aux producteurs	66.633,040	45.736,020	469,000	<b>112.838,060</b>
Stocks initiaux - au commerce	27.138,850	20.821,370	1.146,900	<b>49.107,120</b>
Production Totale	65.969,400	87.512,200	11.016,000	<b>164.497,600</b>
Production - sauf vinification (2)	0,000	750,000	4.628,000	<b>5.378,000</b>
Production utilisable	65.969,400	86.762,200	6.388,000	<b>159.119,600</b>
Importations - intra et extra volume (Hl) (3)	14.812,600	19.775,400	9.771,000	<b>44.359,000</b>
Importations - volume extra de l'UE (Hl) (3)	0,300	0,000	9.012,000	<b>9.012,300</b>
Importations - Intra UE (3)	14.812,300	19.775,400	759,000	<b>35.346,700</b>
Disponibilité Totale	159.741,590	153.319,590	17.015,900	<b>330.077,080</b>
Exportations - Intra et Extra en volume (hl) (3)	20.759,000	26.565,500	437,000	<b>47.761,500</b>
Exportations - extra UE en Volume (hl) (3)	5.947,200	6.792,600	40,000	<b>12.779,800</b>
Exportations intra UE en volume (hl) (3)	14.811,800	19.772,900	397,000	<b>34.981,700</b>
Utilisation domestique totale	56.907,440	88.909,600	15.260,510	<b>161.077,550</b>
Consommation humaine	54.048,440	61.255,600	9.429,510	<b>124.733,550</b>
Usages industriels	2.512,000	24.241,000	5.768,000	<b>32.521,000</b>
Usages industriels - distillations - alcool	2.495,000	22.782,000	5.768,000	<b>31.045,000</b>
Usages industriels - distillations - alcool - eaux de vie d'appellation	0,000	0,000	4.280,000	<b>4.280,000</b>
Utilisation industrielle - distillations - alcool - réglementation UE	1.955,000	22.782,000	1.488,000	<b>26.225,000</b>
Utilisation industrielle - distillations - alcool - réglementation EM	540,000	0,000	0,000	<b>540,000</b>
Usages industriels - production de vinaigre	17,000	1.459,000	0,000	<b>1.476,000</b>
Transformations	0,000	2.854,000	0,000	<b>2.854,000</b>
Pertes	347,000	559,000	65,000	<b>971,000</b>
Stocks finaux	96.884,320	57.619,170	2.017,380	<b>156.520,870</b>
Stocks finaux - aux producteurs	66.475,270	36.252,590	439,000	<b>103.166,860</b>
Stocks finaux - au commerce	30.409,050	21.366,580	1.578,380	<b>53.354,010</b>
Variations de Stock	3.112,430	-8.938,220	401,480	<b>-5.424,310</b>

(1) Résultant des obligations du Règl CE 1282/2001 (Bilan et Stocks) et CE 1623/2001 (Distillations)

(2) Jus, ainsi que la diminution du volume déterminée par l'élaboration de moûts concentrés

(3) Commerce extérieur : source Eurostat COMEXT

**Union Européenne - Bilan pour le Vin - Campagne 2002 - 2003**  
**Résultat du traitement des communications des Etats-Membres (1)**  
**Situation: Définitif - Source: DG AGRI - en 1000 HL**

Rubriques	Vins de qualité PRD	Vins de table	Autres vins	Tous les Vins
<b>Stocks initiaux</b>	96.997,600	57.718,900	2.007,700	<b>156.724,200</b>
<b>Stocks initiaux - aux producteurs</b>	66.961,800	36.760,000	984,000	<b>104.705,800</b>
<b>Stocks initiaux - au commerce</b>	30.035,800	20.958,900	1.023,700	<b>52.018,400</b>
<b>Production Totale</b>	64.741,000	82.163,800	13.205,000	<b>160.109,800</b>
<b>Production - sauf vinification (2)</b>	3,000	2.010,000	7.074,100	<b>9.087,100</b>
<b>Production utilisable</b>	64.738,000	80.153,800	6.130,900	<b>151.022,700</b>
<b>Importations - intra et extra volume (HI) (3)</b>	14.626,638	20.927,621	10.315,155	<b>45.869,414</b>
<b>Importations - volume extra de l'UE (HI) (3)</b>	0,000	0,000	9.528,155	<b>9.528,155</b>
<b>Importations - Intra UE (3)</b>	14.626,638	20.927,621	787,000	<b>36.341,259</b>
<b>Disponibilité Totale</b>	161.735,600	137.872,700	17.666,755	<b>317.275,055</b>
<b>Exportations - Intra et Extra en volume (hl) (3)</b>	20.568,502	27.755,649	857,000	<b>49.181,151</b>
<b>Exportations - extra UE en Volume (hl) (3)</b>	5.941,416	6.827,825	70,000	<b>12.839,242</b>
<b>Exportations intra UE en volume (hl) (3)</b>	14.627,086	20.927,824	787,000	<b>36.341,909</b>
<b>Utilisation domestique totale</b>	60.403,638	77.254,472	15.018,161	<b>152.676,271</b>
<b>Consommation humaine</b>	57.206,238	60.532,072	9.403,661	<b>127.141,971</b>
<b>Usages industriels</b>	2.853,000	13.858,000	5.545,000	<b>22.256,000</b>
<b>Usages industriels - distillations - alcool</b>	2.836,000	12.350,000	5.545,000	<b>20.731,000</b>
<b>Usages industriels - distillations - alcool - eaux de vie d'appellation</b>	0,000	0,000	4.245,000	<b>4.245,000</b>
<b>Utilisation industrielle - distillations - alcool - réglementation UE</b>	2.176,000	12.350,000	1.300,000	<b>15.826,000</b>
<b>Utilisation industrielle - distillations - alcool - réglementation EM</b>	660,000	0,000	0,000	<b>660,000</b>
<b>Usages industriels - production de vinaigre</b>	17,000	1.508,000	0,000	<b>1.525,000</b>
<b>Transformations</b>	0,000	2.277,300	0,000	<b>2.277,300</b>
<b>Pertes</b>	344,400	587,100	69,500	<b>1.001,000</b>
<b>Stocks finaux</b>	95.390,098	53.790,200	2.578,472	<b>151.758,770</b>
<b>Stocks finaux - aux producteurs</b>	67.102,252	33.175,725	1.669,457	<b>101.947,434</b>
<b>Stocks finaux - au commerce</b>	28.287,846	20.614,475	909,015	<b>49.811,336</b>
<b>Variations de Stock</b>	-1.607,502	-3.928,700	570,772	<b>-4.965,430</b>

- (1) Résultant des obligations du Règl CE 1282/2001 (Bilan et Stocks) et CE 1623/2001 (Distillations)  
(2) Jus, ainsi que la diminution du volume déterminée par l'élaboration de moûts concentrés  
(3) Commerce extérieur : source Eurostat COMEXT

**Union Européenne - Bilan pour le Vin - Campagne 2003 - 2004**  
**Résultat du traitement des communications des Etats-Membres (1)**  
**Situation: Définitif - Source: DG AGRI - en 1000 HL**

Rubriques	Vins de qualité PRD	Vins de table	Autres vins	Tous les Vins
Stocks initiaux	95.390,098	53.790,200	2.578,472	<b>151.758,770</b>
Stocks initiaux - aux producteurs	66.672,252	32.759,725	360,457	<b>99.792,434</b>
Stocks initiaux - au commerce	28.717,846	21.030,475	2.218,015	<b>51.966,336</b>
Production Totale	62.159,263	94.109,134	6.031,002	<b>162.299,399</b>
Production - sauf vinification (2)	74,833	7.897,915	99,000	<b>8.071,748</b>
Production utilisable	62.084,430	86.211,219	5.932,002	<b>154.227,651</b>
Importations - intra et extra volume (HI) (3)	14.067,000	22.223,000	10.999,000	<b>47.289,000</b>
Importations - volume extra de l'UE (HI) (3)	0,000	0,000	10.915,000	<b>10.915,000</b>
Importations - Intra UE (3)	14.067,000	22.223,000	84,000	<b>36.374,000</b>
Disponibilité Totale	157.474,528	140.001,419	19.425,474	<b>316.901,421</b>
Exportations - Intra et Extra en volume (hl) (3)	20.339,000	29.388,000	109,000	<b>49.836,000</b>
Exportations - extra UE en Volume (hl) (3)	6.272,000	7.165,000	25,000	<b>13.462,000</b>
Exportations intra UE en volume (hl) (3)	14.067,000	22.223,000	84,000	<b>36.374,000</b>
Utilisation domestique totale	57.932,258	72.746,081	17.667,869	<b>148.346,208</b>
Consommation humaine	55.336,060	55.020,558	12.155,469	<b>122.512,087</b>
Usages industriels	2.240,198	14.783,523	5.433,400	<b>22.457,121</b>
Usages industriels - distillations - alcool	2.213,198	13.427,523	5.433,400	<b>21.074,121</b>
Usages industriels - distillations - alcool - eaux de vie d'appellation	0,000	0,000	4.389,000	<b>4.389,000</b>
Utilisation industrielle - distillations - alcool - réglementation UE	1.772,198	13.247,523	944,400	<b>15.964,121</b>
Utilisation industrielle - distillations - alcool - réglementation EM	441,000	180,000	100,000	<b>721,000</b>
Usages industriels - production de vinaigre	27,000	1.356,000	0,000	<b>1.383,000</b>
Transformations	0,000	2.266,000	0,000	<b>2.266,000</b>
Pertes	356,000	676,000	79,000	<b>1.111,000</b>
Stocks finaux	93.269,776	60.090,338	1.732,605	<b>155.092,719</b>
Stocks finaux - aux producteurs	64.064,252	36.060,710	426,084	<b>100.551,046</b>
Stocks finaux - au commerce	29.205,524	24.029,628	1.306,521	<b>54.541,673</b>
Variations de Stock	-2.120,322	6.300,138	-845,867	<b>3.333,949</b>

(1) Résultant des obligations du Règl CE 1282/2001 (Bilan et Stocks) et CE 1623/2001 (Distillations)

(2) Jus, ainsi que la diminution du volume déterminée par l'élaboration de moûts concentrés

(3) Commerce extérieur : source Eurostat COMEXT

**Union Européenne - Bilan pour le Vin - Campagne 2004 - 2005**  
**Résultat du traitement des communications des Etats-Membres (1)**  
**Situation: Définitif - Source: DG AGRI - en 1000 HL**

Rubriques	Vins de qualité PRD	Vins de table	Autres vins	Tous les Vins
Stocks initiaux	96.205,033	61.476,559	2.048,053	<b>159.729,646</b>
Stocks initiaux - aux producteurs	66.728,677	37.284,987	493,671	<b>104.507,335</b>
Stocks initiaux - au commerce	29.476,356	24.191,572	1.554,382	<b>55.222,311</b>
Production Totale	75.203,334	102.031,247	17.185,310	<b>194.419,891</b>
Production - sauf vinification (2)	0,000	803,000	7.640,700	<b>8.443,700</b>
Production utilisable	75.203,334	101.228,247	9.544,610	<b>185.976,191</b>
Importations - intra et extra volume (HI) (3)	15.333,000	25.354,762	11.856,250	<b>52.544,012</b>
Importations - volume extra de l'UE (HI) (3)	0,000	0,000	11.856,250	<b>11.856,250</b>
Importations - Intra UE (3)	15.333,000	25.354,762	0,000	<b>40.687,762</b>
Disponibilité Totale	171.408,367	162.704,806	23.448,913	<b>357.562,087</b>
Exportations - Intra et Extra en volume (hl) (3)	21.324,000	31.841,623	23,000	<b>53.188,623</b>
Exportations - extra UE en Volume (hl) (3)	5.991,000	6.487,000	23,000	<b>12.501,000</b>
Exportations intra UE en volume (hl) (3)	15.333,000	25.354,623	0,000	<b>40.687,623</b>
Utilisation domestique totale	62.712,140	81.095,654	21.349,605	<b>165.157,399</b>
Consommation humaine	58.869,490	59.793,194	13.206,965	<b>131.869,649</b>
Usages industriels	3.395,197	18.211,110	8.040,000	<b>29.646,307</b>
Usages industriels - distillations - alcool	3.366,197	16.598,910	8.040,000	<b>28.005,107</b>
Usages industriels - distillations - alcool - eaux de vie d'appellation	0,000	0,000	5.757,000	<b>5.757,000</b>
Utilisation industrielle - distillations - alcool - réglementation UE	1.937,197	16.598,910	2.283,000	<b>20.819,107</b>
Utilisation industrielle - distillations - alcool - réglementation EM	1.429,000	0,000	0,000	<b>1.429,000</b>
Usages industriels - production de vinaigre	29,000	1.612,200	0,000	<b>1.641,200</b>
Transformations	16,470	2.296,230	12,170	<b>2.324,870</b>
Pertes	431,480	794,820	90,470	<b>1.316,770</b>
Stocks finaux	102.705,327	75.122,852	2.076,203	<b>179.904,382</b>
Stocks finaux - aux producteurs	73.605,723	51.789,017	471,900	<b>125.866,640</b>
Stocks finaux - au commerce	29.099,604	23.333,835	1.604,303	<b>54.037,742</b>
Variations de Stock	6.500,294	13.646,293	28,150	<b>20.174,736</b>

- (1) Résultant des obligations du Règl CE 1282/2001 (Bilan et Stocks) et CE 1623/2001 (Distillations)  
(2) Jus, ainsi que la diminution du volume déterminée par l'élaboration de moûts concentrés  
(3) Commerce extérieur : source Eurostat COMEXT

**Union Européenne - Bilan pour le Vin - Campagne 2005 - 2006**  
**Résultat du traitement des communications des Etats-Membres (1)**  
**Situation: Définitif - Source: DG AGRI - en 1000 HL**

Rubriques	Vins de qualité PRD	Vins de table	Autres vins	Tous les Vins
<b>Stocks initiaux</b>	102.704,949	75.122,052	2.075,803	<b>179.902,804</b>
Stocks initiaux - aux producteurs	73.605,723	51.789,017	471,900	<b>125.866,640</b>
Stocks initiaux - au commerce	29.099,226	23.333,035	1.603,903	<b>54.036,164</b>
<b>Production Totale</b>	70.614,000	95.204,000	9.669,000	<b>175.487,000</b>
Production - sauf vinification (2)	0,000	8.054,000	761,000	<b>8.815,000</b>
<b>Production utilisable</b>	70.614,000	87.150,000	8.908,000	<b>166.672,000</b>
Importations - intra et extra volume (HI) (3)	16.079,000	25.494,000	11.862,000	<b>53.435,000</b>
Importations - volume extra de l'UE (HI) (3)	0,000	0,000	11.862,000	<b>11.862,000</b>
Importations - Intra UE (3)	16.079,000	25.494,000	0,000	<b>41.573,000</b>
<b>Disponibilité Totale</b>	173.318,949	162.272,052	22.845,803	<b>358.436,804</b>
Exportations - Intra et Extra en volume (hl) (3)	22.861,000	33.578,000	21,000	<b>56.460,000</b>
Exportations - extra UE en Volume (hl) (3)	6.783,000	8.081,000	21,000	<b>14.885,000</b>
Exportations intra UE en volume (hl) (3)	16.078,000	25.497,000	0,000	<b>41.575,000</b>
<b>Utilisation domestique totale</b>	65.990,949	86.258,052	20.540,803	<b>172.789,804</b>
Consommation humaine	61.083,849	58.872,852	12.657,403	<b>132.614,104</b>
Usages industriels	4.265,000	24.819,500	7.708,000	<b>36.792,500</b>
Usages industriels - distillations - alcool	4.189,000	23.198,000	7.708,000	<b>35.095,000</b>
Usages industriels - distillations - alcool - eaux de vie d'appellation	619,000	3.556,000	5.777,000	<b>9.952,000</b>
Utilisation industrielle - distillations - alcool - réglementation UE	2.460,000	19.164,000	1.931,000	<b>23.555,000</b>
Utilisation industrielle - distillations - alcool - réglementation EM	1.110,000	478,000	0,000	<b>1.588,000</b>
Usages industriels - production de vinaigre	76,000	1.621,500	0,000	<b>1.697,500</b>
Transformations	243,000	1.936,500	63,000	<b>2.242,500</b>
Pertes	399,100	629,200	112,400	<b>1.140,700</b>
<b>Stocks finaux</b>	100.546,000	67.930,000	2.284,000	<b>170.760,000</b>
Stocks finaux - aux producteurs	70.748,000	44.227,000	202,000	<b>115.177,000</b>
Stocks finaux - au commerce	29.798,000	23.703,000	2.082,000	<b>55.583,000</b>
<b>Variations de Stock</b>	-2.158,949	-7.192,052	208,197	<b>-9.142,804</b>

(1) Résultant des obligations du Règl CE 1282/2001 (Bilan et Stocks) et CE 1623/2001 (Distillations)

(2) Jus, ainsi que la diminution du volume déterminée par l'élaboration de moûts concentrés

(3) Commerce extérieur : source Eurostat COMEXT



**Union Européenne - Bilan pour le Vin - Campagne 2006 - 2007**  
**Résultat du traitement des communications des Etats-Membres (1)**  
**Situation: Définitif - Source: DG AGRI - en 1000 HL**

Rubriques	Vins de qualité PRD	Vins de table	Autres vins	Tous les Vins
<b>Stocks initiaux</b>	100.050,173	68.962,993	2.155,235	<b>171.168,401</b>
<b>Stocks initiaux - aux producteurs</b>	71.662,572	45.534,885	244,800	<b>117.442,257</b>
<b>Stocks initiaux - au commerce</b>	28.387,601	23.428,107	1.910,435	<b>53.726,144</b>
<b>Production Totale</b>	70.470,000	93.586,500	14.981,000	<b>179.037,500</b>
<b>Production - sauf vinification (2)</b>	0,000	2.267,500	6.068,000	<b>8.335,500</b>
<b>Production utilisable</b>	70.470,000	91.319,000	8.913,000	<b>170.702,000</b>
<b>Importations - intra et extra volume (HI) (3)</b>	15.707,000	27.481,000	12.356,000	<b>55.544,000</b>
<b>Importations - volume extra de l'UE (HI) (3)</b>	0,000	0,000	11.854,000	<b>11.854,000</b>
<b>Importations - Intra UE (3)</b>	15.707,000	27.481,000	502,000	<b>43.690,000</b>
<b>Disponibilité Totale</b>	170.520,173	160.281,993	22.922,235	<b>353.724,401</b>
<b>Exportations - Intra et Extra en volume (hl) (3)</b>	23.155,000	38.209,000	357,000	<b>61.721,000</b>
<b>Exportations - extra UE en Volume (hl) (3)</b>	7.454,000	10.691,000	35,000	<b>18.180,000</b>
<b>Exportations intra UE en volume (hl) (3)</b>	15.701,000	27.518,000	322,000	<b>43.541,000</b>
<b>Utilisation domestique totale</b>	63.898,773	85.379,693	21.044,235	<b>170.322,701</b>
<b>Consommation humaine</b>	59.259,149	61.303,493	13.075,435	<b>133.638,077</b>
<b>Usages industriels</b>	3.924,610	21.449,500	7.866,000	<b>33.240,110</b>
<b>Usages industriels - distillations - alcool</b>	3.836,210	19.888,900	7.866,000	<b>31.591,110</b>
<b>Usages industriels - distillations - alcool - eaux de vie d'appellation</b>	0,000	0,000	6.263,000	<b>6.263,000</b>
<b>Utilisation industrielle - distillations - alcool - réglementation UE</b>	3.204,000	19.844,700	1.603,000	<b>24.651,700</b>
<b>Utilisation industrielle - distillations - alcool - réglementation EM</b>	632,210	44,200	0,000	<b>676,410</b>
<b>Usages industriels - production de vinaigre</b>	88,400	1.560,600	0,000	<b>1.649,000</b>
<b>Transformations</b>	265,154	1.967,000	5,000	<b>2.237,154</b>
<b>Pertes</b>	449,860	659,700	97,800	<b>1.207,360</b>
<b>Stocks finaux</b>	99.173,000	64.174,700	2.023,000	<b>165.370,700</b>
<b>Stocks finaux - aux producteurs</b>	69.368,000	41.519,000	224,000	<b>111.111,000</b>
<b>Stocks finaux - au commerce</b>	29.805,000	22.655,700	1.799,000	<b>54.259,700</b>
<b>Variations de Stock</b>	-877,173	-4.788,293	-132,235	<b>-5.797,701</b>

(1) Résultant des obligations du Règl CE 1282/2001 (Bilan et Stocks) et CE 1623/2001 (Distillations)

(2) Jus, ainsi que la diminution du volume déterminée par l'élaboration de moûts concentrés

(3) Commerce extérieur : source Eurostat COMEXT

**Union Européenne - Bilan pour le Vin - Campagne 2007 - 2008**  
**Résultat du traitement des communications des États-Membres (1)**  
**Situation: Provisoire - Source: DG AGRI - en 1000 HL**

Rubriques	Vins de qualité PRD	Vins de table	Autres vins	Tous les Vins
Stocks initiaux	100.658,000	65.745,257	2.041,000	<b>168.444,257</b>
Stocks initiaux - aux producteurs	70.853,000	42.870,058	242,000	<b>113.965,058</b>
Stocks initiaux - au commerce	29.805,000	22.875,199	1.799,000	<b>54.479,199</b>
Production Totale	71.655,000	89.446,500	11.943,000	<b>173.044,500</b>
Production - sauf vinification (2)	0,000	1.503,500	5.986,000	<b>7.489,500</b>
Production utilisable	71.655,000	87.943,000	5.957,000	<b>165.555,000</b>
Importations - intra et extra volume (HI) (3)	16.836,000	28.405,000	12.487,000	<b>57.728,000</b>
Importations - volume extra de l'UE (HI) (3)	316,000	0,000	12.198,000	<b>12.514,000</b>
Importations - Intra UE (3)	16.520,000	28.405,000	289,000	<b>45.214,000</b>
Disponibilité Totale	172.629,000	153.688,257	20.196,000	<b>346.513,257</b>
Exportations - Intra et Extra en volume (hl) (3)	24.343,000	38.118,000	329,000	<b>62.790,000</b>
Exportations - extra UE en Volume (hl) (3)	7.822,000	9.716,000	37,000	<b>17.575,000</b>
Exportations intra UE en volume (hl) (3)	16.521,000	28.402,000	292,000	<b>45.215,000</b>
Utilisation domestique totale	60.899,760	79.006,615	18.266,389	<b>158.172,764</b>
Consommation humaine	57.905,260	65.491,015	12.573,149	<b>135.969,424</b>
Usages industriels	2.622,040	11.123,600	5.573,840	<b>19.319,480</b>
Usages industriels - distillations - alcool	2.541,040	9.602,000	5.572,840	<b>17.715,880</b>
Usages industriels - distillations - alcool - eaux de vie d'appellation	0,000	0,000	3.818,000	<b>3.818,000</b>
Utilisation industrielle - distillations - alcool - réglementation UE	2.209,040	9.574,000	1.739,840	<b>13.522,880</b>
Utilisation industrielle - distillations - alcool - réglementation EM	332,000	28,000	15,000	<b>375,000</b>
Usages industriels - production de vinaigre	81,000	1.521,600	1,000	<b>1.603,600</b>
Transformations	267,000	1.991,000	5,000	<b>2.263,000</b>
Pertes	105,460	401,000	114,400	<b>620,860</b>
Stocks finaux	103.906,240	64.968,642	1.889,611	<b>170.764,493</b>
Stocks finaux - aux producteurs	72.352,083	41.021,951	220,000	<b>113.594,034</b>
Stocks finaux - au commerce	31.554,157	23.946,691	1.669,611	<b>57.170,459</b>
Variations de Stock	3.248,240	-776,615	-151,389	<b>2.320,236</b>

(1) Résultant des obligations du Règl CE 1282/2001 (Bilan et Stocks) et CE 1623/2001 (Distillations)

(2) Jus, ainsi que la diminution du volume déterminée par l'élaboration de moûts concentrés

(3) Commerce extérieur : source Eurostat COMEXT

**Union Européenne - Bilan pour le Vin - Campagne 2008 - 2009**  
**Résultat du traitement des communications des Etats-Membres (1)**  
**Situation: Prévisionnel - Source: DG AGRI - en 1000 HL**

Rubriques	Vins de qualité PRD	Vins de table	Autres vins	Tous les Vins
Stocks initiaux	103.906,240	64.968,642	1.889,611	<b>170.764,493</b>
Stocks initiaux - aux producteurs	72.352,083	41.021,951	220,000	<b>113.594,034</b>
Stocks initiaux - au commerce	31.554,157	23.946,691	1.669,611	<b>57.170,459</b>
Production Totale	67.989,627	97.612,406	7.311,614	<b>172.913,647</b>
Production - sauf vinification (2)	0,000	8.170,000	0,000	<b>8.170,000</b>
Production utilisable	67.989,627	89.442,406	7.311,614	<b>164.743,647</b>
Importations - intra et extra volume (HI) (3)	16.836,000	28.405,000	12.532,000	<b>57.773,000</b>
Importations - volume extra de l'UE (HI) (3)	316,000	0,000	12.243,000	<b>12.559,000</b>
Importations - Intra UE (3)	16.520,000	28.405,000	289,000	<b>45.214,000</b>
Disponibilité Totale	172.211,867	154.411,048	21.444,225	<b>348.067,140</b>
Exportations - Intra et Extra en volume (HI) (3)	23.993,950	37.744,600	329,000	<b>62.067,550</b>
Exportations - extra UE en Volume (HI) (3)	7.472,950	9.342,600	37,000	<b>16.852,550</b>
Exportations intra UE en volume (HI) (3)	16.521,000	28.402,000	292,000	<b>45.215,000</b>
Utilisation domestique totale	61.737,441	77.275,097	17.944,211	<b>156.956,749</b>
Consommation humaine	58.031,665	64.393,861	12.573,009	<b>134.998,535</b>
Usages industriels	3.333,316	10.489,236	5.256,802	<b>19.079,354</b>
Usages industriels - distillations - alcool	3.252,316	8.967,636	5.255,802	<b>17.475,754</b>
Usages industriels - distillations - alcool - eaux de vie d'appellation	0,000	0,000	5.000,000	<b>5.000,000</b>
Utilisation industrielle - distillations - alcool - réglementation UE	2.752,316	8.967,636	255,802	<b>11.975,754</b>
Utilisation industrielle - distillations - alcool - réglementation EM	500,000	0,000	0,000	<b>500,000</b>
Usages industriels - production de vinaigre	81,000	1.521,600	1,000	<b>1.603,600</b>
Transformations	267,000	1.991,000	5,000	<b>2.263,000</b>
Pertes	105,460	401,000	109,400	<b>615,860</b>
Stocks finaux	102.999,476	67.797,351	3.457,015	<b>174.253,842</b>
Stocks finaux - aux producteurs	71.445,319	43.850,660	1.787,404	<b>117.083,383</b>
Stocks finaux - au commerce	31.554,157	23.946,691	1.669,611	<b>57.170,459</b>
Variations de Stock	-906,764	2.828,709	1.567,404	<b>3.489,349</b>

(1) Résultant des obligations du Règl CE 1282/2001 (Bilan et Stocks) et CE 1623/2001 (Distillations)

(2) Jus, ainsi que la diminution du volume déterminée par l'élaboration de moûts concentrés

(3) Commerce extérieur : source Eurostat COMEXT

Paramètres les plus utilisés dans le secteur Vin, par campagne et par Etat Membre

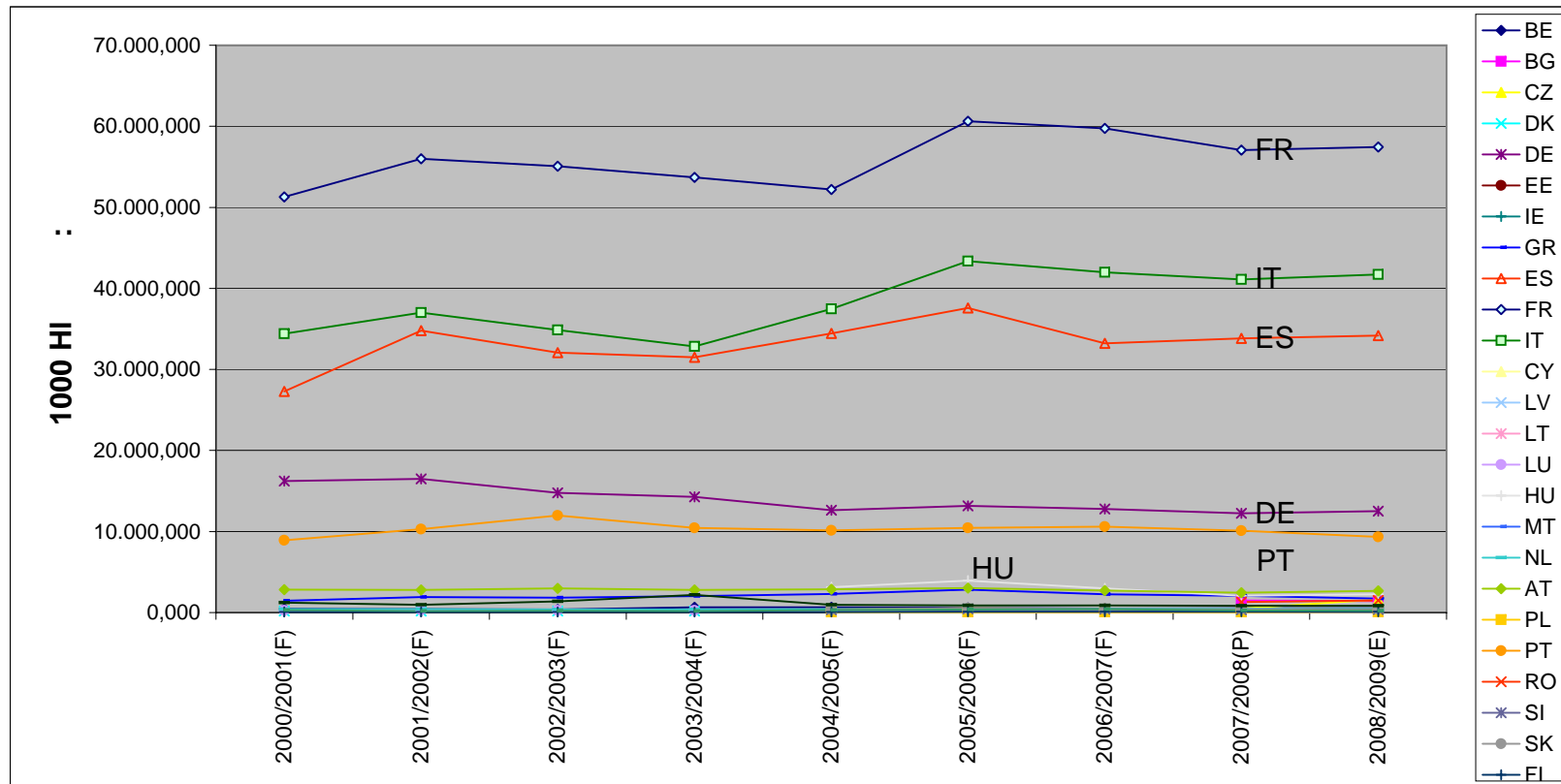
**Tous vins - Rubrique: Stocks initiaux - Source: DG AGRI - 1000 HL**

	2000/2001(F)	2001/2002(F)	2002/2003(F)	2003/2004(F)	2004/2005(F)	2005/2006(F)	2006/2007(F)	2007/2008(P)	2008/2009(E)	Moyenne
BE	466,000	406,000	382,000	633,000	664,000	563,000	502,000	548,000	532,000	<b>521,778</b>
BG								1.509,000	1.418,114	<b>1.463,557</b>
CZ					388,400	553,300	477,400	491,000	1.602,990	<b>702,618</b>
DK	204,000	201,000	208,000	208,000	228,000	268,033	268,000	268,000	470,000	<b>258,115</b>
DE	16.215,000	16.500,000	14.770,000	14.285,000	12.640,000	13.163,000	12.802,000	12.264,000	12.523,000	<b>13.906,889</b>
EE					19,645	34,351	30,000	34,000	35,000	<b>30,599</b>
IE	105,000	105,000	124,000	146,000	115,273	150,000	150,000	248,000	277,000	<b>157,808</b>
GR	1.469,000	1.903,000	1.854,000	2.037,000	2.309,090	2.822,000	2.258,417	2.049,000	1.720,543	<b>2.046,894</b>
ES	27.287,000	34.784,000	32.091,000	31.502,000	34.443,000	37.565,000	33.214,000	33.817,000	34.168,000	<b>33.207,889</b>
FR	51.280,000	55.981,000	55.072,000	53.708,425	52.220,000	60.608,508	59.759,254	57.061,557	57.459,000	<b>55.905,527</b>
IT	34.417,000	37.008,980	34.877,000	32.840,910	37.481,273	43.350,476	41.989,737	41.120,000	41.719,445	<b>38.311,647</b>
CY					178,816	250,000	206,683	169,000	152,956	<b>191,491</b>
LV					16,400	15,000	55,300	46,500	52,000	<b>37,040</b>
LT					106,457	79,245	49,758	70,500	83,829	<b>77,958</b>
LU	264,193	312,000	250,000	268,000	242,000	265,000	263,000	240,000	229,000	<b>259,244</b>
HU					3.132,000	3.961,000	2.976,000	2.055,500	2.257,000	<b>2.876,300</b>
MT					38,200	38,200	68,600	62,200	47,000	<b>50,840</b>
NL	439,000	417,000	397,000	377,000	416,000	405,000	506,083	512,000	475,000	<b>438,231</b>
AT	2.820,000	2.807,200	2.987,600	2.812,035	2.852,718	3.022,000	2.713,101	2.435,000	2.672,403	<b>2.791,340</b>
PL					53,000	53,000	45,000	57,000	78,000	<b>57,200</b>
PT	8.914,000	10.314,000	11.984,000	10.454,000	10.139,524	10.446,351	10.614,968	10.121,000	9.325,848	<b>10.257,077</b>
RO								1.295,000	1.474,594	<b>1.384,797</b>
SI					340,370	449,000	411,000	363,000	385,640	<b>389,802</b>
SK					361,780	490,800	409,000	416,000	431,831	<b>421,882</b>
FI	72,300	66,000	95,600	91,400	91,700	105,540	96,500	112,000	107,300	<b>93,149</b>
SE	299,000	176,000	241,000	205,000	296,000	366,000	423,600	253,000	240,000	<b>277,733</b>
GB	1.226,000	964,000	1.391,000	2.191,000	956,000	879,000	879,000	827,000	827,000	<b>1.126,667</b>
<b>Total</b>	<b>145.477,493</b>	<b>161.945,180</b>	<b>156.724,200</b>	<b>151.758,770</b>	<b>159.729,646</b>	<b>179.902,804</b>	<b>171.168,401</b>	<b>168.444,257</b>	<b>170.764,493</b>	<b>162.879,471</b>

\* (F)Définitif; (P)Provisoire; (E)Prévisionnel; (N/A)Inconnu

Paramètres les plus utilisés dans le secteur Vin, par campagne et par Etat Membre

Tous vins - Rubrique: Stocks initiaux - Source: DG AGRI - 1000 HL



Paramètres les plus utilisés dans le secteur Vin, par campagne et par Etat Membre

**Tous vins - Rubrique: Stocks initiaux - aux producteurs - Source: DG AGRI - 1000 HL**

	2000/2001(F)	2001/2002(F)	2002/2003(F)	2003/2004(F)	2004/2005(F)	2005/2006(F)	2006/2007(F)	2007/2008(P)	2008/2009(E)	Moyenne
BE		1,000	1,000	1,000	1,000	57,000		57,000	61,000	<b>19,889</b>
BG								1.509,000	1.418,114	<b>1.463,557</b>
CZ					117,500	375,000	232,900	256,000	968,952	<b>390,070</b>
DK						0,033				<b>0,004</b>
DE	9.306,000	9.496,000	8.179,000	8.092,000	6.758,000	7.043,000	6.783,000	6.145,000	6.550,000	<b>7.594,667</b>
EE										
IE										
GR	1.331,000	1.683,000	1.614,000	1.733,000	1.955,374	2.515,000	2.029,358	1.822,000	1.564,290	<b>1.805,225</b>
ES	27.287,000	29.296,000	26.599,000	26.250,000	28.415,000	32.550,000	28.539,000	29.061,000	29.898,000	<b>28.655,000</b>
FR	33.737,000	37.966,000	34.739,000	33.545,000	32.360,000	39.802,955	39.350,895	37.186,058	35.724,000	<b>36.045,656</b>
IT	28.951,000	27.329,760	24.574,000	22.588,809	23.639,763	30.212,135	28.510,970	27.173,000	26.745,673	<b>26.636,123</b>
CY					175,152	250,000	206,678	169,000	152,956	<b>190,757</b>
LV					5,200	5,000	7,200	7,000	41,000	<b>13,080</b>
LT										
LU	163,913	159,000	154,000	171,000	150,000	169,000	192,000	164,000	229,000	<b>172,435</b>
HU					2.932,000	3.961,000	2.976,000	822,000	677,000	<b>2.273,600</b>
MT					35,200	35,200	57,200	52,000	37,000	<b>43,320</b>
NL										
AT	1.982,000	1.944,300	1.750,800	2.168,625	2.134,492	2.164,000	1.932,884	1.706,000	1.934,011	<b>1.968,568</b>
PL					26,000	26,000	22,000	11,000		<b>17,000</b>
PT	3.818,000	4.931,000	5.720,000	5.222,000	5.124,165	5.923,707	5.784,572	5.745,000	5.361,845	<b>5.292,254</b>
RO								1.295,000	1.448,325	<b>1.371,663</b>
SI					315,219	449,000	408,000	360,000	382,640	<b>382,972</b>
SK					350,270	328,610	409,000	383,000	362,228	<b>366,622</b>
FI										
SE	2,000			3,000			0,600	4,000		<b>1,067</b>
GB	1.173,000	32,000	1.375,000	18,000	13,000			38,000	38,000	<b>298,556</b>
<b>Total</b>	<b>107.750,913</b>	<b>112.838,060</b>	<b>104.705,800</b>	<b>99.792,434</b>	<b>104.507,335</b>	<b>125.866,640</b>	<b>117.442,257</b>	<b>113.965,058</b>	<b>113.594,034</b>	<b>111.162,503</b>

\* (F)Définitif; (P)Provisoire; (E)Prévisionnel; (N/A)Inconnu

Paramètres les plus utilisés dans le secteur Vin, par campagne et par Etat Membre

**Tous vins - Rubique: Stocks initiaux - au commerce - Source: DG AGRI - 1000 HL**

	2000/2001(F)	2001/2002(F)	2002/2003(F)	2003/2004(F)	2004/2005(F)	2005/2006(F)	2006/2007(F)	2007/2008(P)	2008/2009(E)	Moyenne
BE	466,000	405,000	381,000	632,000	663,000	506,000	502,000	491,000	471,000	<b>501,889</b>
BG										
CZ					270,900	178,300	244,500	235,000	634,038	<b>312,548</b>
DK	204,000	201,000	208,000	208,000	228,000	268,000	268,000	268,000	470,000	<b>258,111</b>
DE	6.909,000	7.004,000	6.591,000	6.193,000	5.882,000	6.120,000	6.019,000	6.119,000	5.973,000	<b>6.312,222</b>
EE					19,645	34,351	30,000	34,000	35,000	<b>30,599</b>
IE	105,000	105,000	124,000	146,000	115,273	150,000	150,000	248,000	277,000	<b>157,808</b>
GR	138,000	220,000	240,000	304,000	353,716	307,000	229,059	227,000	156,253	<b>241,670</b>
ES		5.488,000	5.492,000	5.252,000	6.028,000	5.015,000	4.675,000	4.756,000	4.270,000	<b>4.552,889</b>
FR	17.543,000	18.015,000	20.333,000	20.163,425	19.860,000	20.805,553	20.408,359	19.875,499	21.735,000	<b>19.859,871</b>
IT	5.466,000	9.679,220	10.303,000	10.252,101	13.841,510	13.138,341	13.478,767	13.947,000	14.973,772	<b>11.675,523</b>
CY					3,664		0,005			<b>0,734</b>
LV					11,200	10,000	48,100	39,500	11,000	<b>23,960</b>
LT					106,457	79,245	49,758	70,500	83,829	<b>77,958</b>
LU	100,280	153,000	96,000	97,000	92,000	96,000	71,000	76,000		<b>86,809</b>
HU					200,000			1.233,500	1.580,000	<b>602,700</b>
MT					3,000	3,000	11,400	10,200	10,000	<b>7,520</b>
NL	439,000	417,000	397,000	377,000	416,000	405,000	506,083	512,000	475,000	<b>438,231</b>
AT	838,000	862,900	1.236,800	643,410	718,226	858,000	780,217	729,000	738,392	<b>822,772</b>
PL					27,000	27,000	23,000	46,000	78,000	<b>40,200</b>
PT	5.096,000	5.383,000	6.264,000	5.232,000	5.015,359	4.522,644	4.830,396	4.376,000	3.964,003	<b>4.964,822</b>
RO									26,269	<b>13,135</b>
SI					25,151		3,000	3,000	3,000	<b>6,830</b>
SK					11,510	162,190		33,000	69,603	<b>55,261</b>
FI	72,300	66,000	95,600	91,400	91,700	105,540	96,500	112,000	107,300	<b>93,149</b>
SE	297,000	176,000	241,000	202,000	296,000	366,000	423,000	249,000	240,000	<b>276,667</b>
GB	53,000	932,000	16,000	2.173,000	943,000	879,000	879,000	789,000	789,000	<b>828,111</b>
<b>Total</b>	<b>37.726,580</b>	<b>49.107,120</b>	<b>52.018,400</b>	<b>51.966,336</b>	<b>55.222,311</b>	<b>54.036,164</b>	<b>53.726,144</b>	<b>54.479,199</b>	<b>57.170,459</b>	<b>51.716,968</b>

\* (F)Définitif; (P)Provisoire; (E)Prévisionnel; (N/A)Inconnu

Paramètres les plus utilisés dans le secteur Vin, par campagne et par Etat Membre

**Tous vins - Rubrique: Production Totale - Source: DG AGRI - 1000 HL**

	2000/2001(F)	2001/2002(F)	2002/2003(F)	2003/2004(F)	2004/2005(F)	2005/2006(F)	2006/2007(F)	2007/2008(P)	2008/2009(E)	Moyenne
BE	2,000	2,000	2,000	2,000	4,000	4,000	3,000	3,000	7,000	<b>3,222</b>
BG								1.796,000	1.606,371	<b>1.701,186</b>
CZ					605,000	438,000	434,000	821,000	771,200	<b>613,840</b>
DK										
DE	9.950,000	8.980,000	9.984,000	8.290,769	10.107,000	9.256,000	9.000,000	10.363,000	9.990,902	<b>9.546,852</b>
EE										
IE										
GR	3.558,000	3.475,000	3.098,000	3.804,000	4.295,000	4.027,000	3.938,000	3.512,000	3.857,000	<b>3.729,333</b>
ES	45.572,000	33.937,000	39.419,000	48.620,000	50.062,000	41.119,000	43.676,000	42.070,000	41.410,000	<b>42.876,111</b>
FR	59.740,000	55.339,000	51.966,000	47.519,000	58.845,000	53.314,000	53.025,000	46.547,000	44.429,000	<b>52.302,667</b>
IT	54.088,000	52.293,000	46.200,000	44.087,000	53.135,000	53.062,000	54.600,000	49.100,000	50.470,382	<b>50.781,709</b>
CY					281,640	241,000	148,500	148,500	130,000	<b>189,928</b>
LV								67,000		<b>13,400</b>
LT										
LU	132,000	135,000	154,000	123,085	156,000	135,000	130,000	142,000	130,000	<b>137,454</b>
HU					5.271,800	3.103,000	3.144,000	3.222,000	3.460,260	<b>3.640,212</b>
MT					70,000	60,000	48,000	48,000	55,000	<b>56,200</b>
NL						1,000			3,000	<b>0,444</b>
AT	2.337,000	2.530,600	2.599,400	2.555,592	2.733,800	2.264,000	2.257,000	2.628,000	2.993,660	<b>2.544,339</b>
PL										
PT	6.693,531	7.790,000	6.677,000	7.283,450	7.481,000	7.254,000	7.542,000	6.049,000	5.620,000	<b>6.932,220</b>
RO								5.289,000	6.786,000	<b>6.037,500</b>
SI					944,000	886,000	739,000	857,000	752,000	<b>834,800</b>
SK					409,580	303,000	328,000	357,000	430,872	<b>365,690</b>
FI										
SE										
GB	14,000	16,000	10,400	14,503	19,071	20,000	25,000	25,000	11,000	<b>17,219</b>
<b>Total</b>	<b>182.086,531</b>	<b>164.497,600</b>	<b>160.109,800</b>	<b>162.299,399</b>	<b>194.419,891</b>	<b>175.487,000</b>	<b>179.037,500</b>	<b>173.044,500</b>	<b>172.913,647</b>	<b>173.766,208</b>

\* (F)Définitif; (P)Provisoire; (E)Prévisionnel; (N/A)Inconnu



Paramètres les plus utilisés dans le secteur Vin, par campagne et par Etat Membre

**Tous vins - Rubrique: Production - sauf vinification - Source: DG AGRI - 1000 HL**

	2000/2001(F)	2001/2002(F)	2002/2003(F)	2003/2004(F)	2004/2005(F)	2005/2006(F)	2006/2007(F)	2007/2008(P)	2008/2009(E)	Moyenne
BE										
BG										
CZ					25,000					5,000
DK										
DE				99,771						11,086
EE										
IE										
GR			3,000		13,000	38,000	39,000	174,000		29,667
ES	3.880,000	3.390,000	5.841,000	6.777,000	6.894,000	4.961,000	5.386,000	5.290,000	5.670,000	5.343,222
FR	2.200,000	1.950,000	1.614,000	1.159,000	1.459,000	1.209,000	898,000	875,000	1.000,000	1.373,778
IT			1.596,000			2.600,000	1.969,000	1.100,000	1.500,000	973,889
CY					4,000	3,000	0,500	0,500		1,600
LV										
LT										
LU										
HU										
MT										
NL										
AT	2,000	38,000	33,100	35,977	48,700		43,000	50,000		27,864
PL										
PT										
RO										
SI						4,000				
SK										
FI										
SE										
GB										
<b>Total</b>	<b>6.082,000</b>	<b>5.378,000</b>	<b>9.087,100</b>	<b>8.071,748</b>	<b>8.443,700</b>	<b>8.815,000</b>	<b>8.335,500</b>	<b>7.489,500</b>	<b>8.170,000</b>	<b>7.763,616</b>

\* (F)Définitif; (P)Provisoire; (E)Prévisionnel; (N/A)Inconnu

Paramètres les plus utilisés dans le secteur Vin, par campagne et par Etat Membre

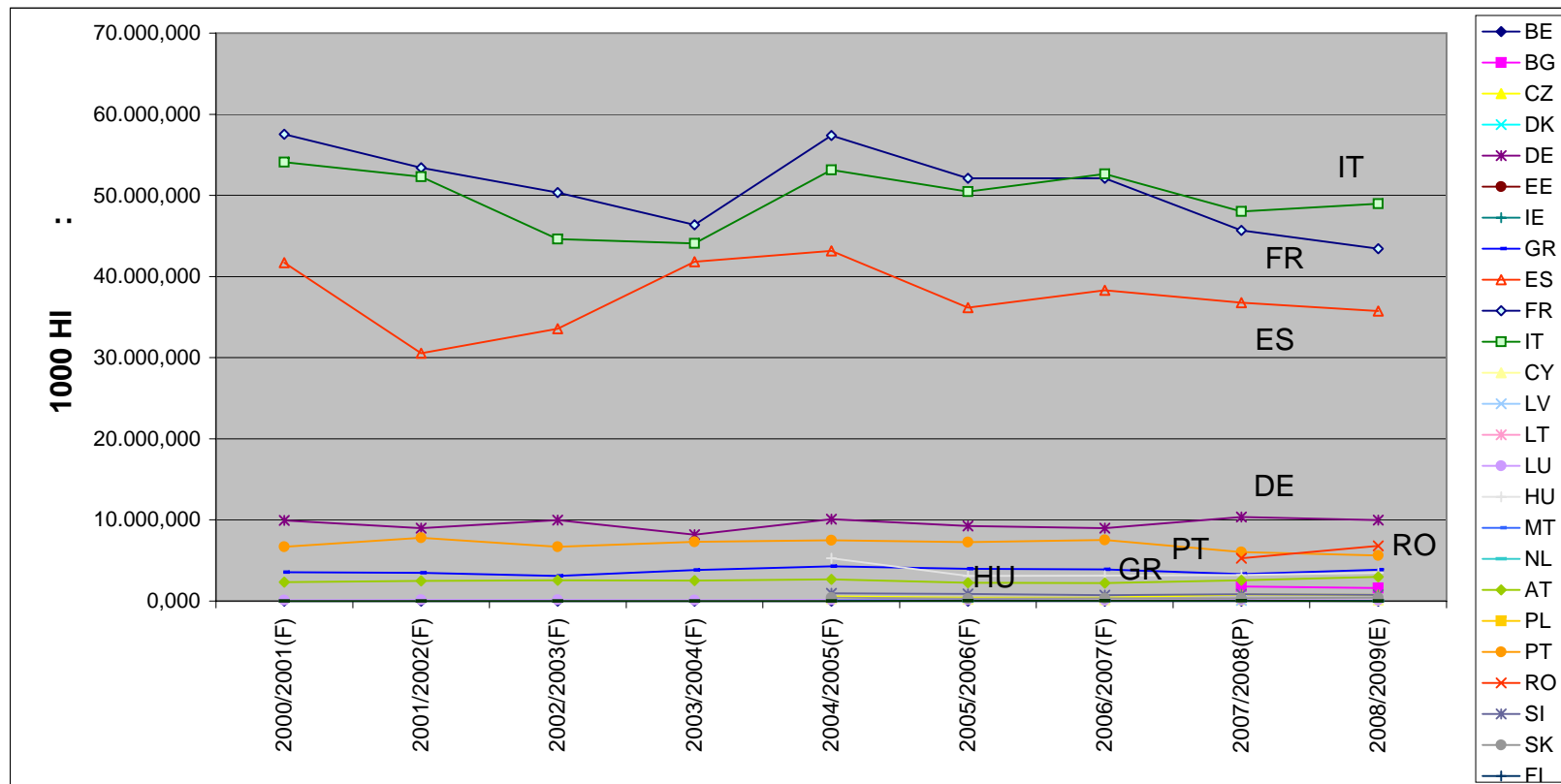
**Tous vins - Rubique: Production utilisable - Source: DG AGRI - 1000 HL**

	2000/2001(F)	2001/2002(F)	2002/2003(F)	2003/2004(F)	2004/2005(F)	2005/2006(F)	2006/2007(F)	2007/2008(P)	2008/2009(E)	Moyenne
BE	2,000	2,000	2,000	2,000	4,000	4,000	3,000	3,000	7,000	<b>3,222</b>
BG								1.796,000	1.606,371	<b>1.701,186</b>
CZ					580,000	438,000	434,000	821,000	771,200	<b>608,840</b>
DK										
DE	9.950,000	8.980,000	9.984,000	8.190,998	10.107,000	9.256,000	9.000,000	10.363,000	9.990,902	<b>9.535,767</b>
EE										
IE										
GR	3.558,000	3.475,000	3.095,000	3.804,000	4.282,000	3.989,000	3.899,000	3.338,000	3.857,000	<b>3.699,667</b>
ES	41.692,000	30.547,000	33.578,000	41.843,000	43.168,000	36.158,000	38.290,000	36.780,000	35.740,000	<b>37.532,889</b>
FR	57.540,000	53.389,000	50.352,000	46.360,000	57.386,000	52.105,000	52.127,000	45.672,000	43.429,000	<b>50.928,889</b>
IT	54.088,000	52.293,000	44.604,000	44.087,000	53.135,000	50.462,000	52.631,000	48.000,000	48.970,382	<b>49.807,820</b>
CY					277,640	238,000	148,000	148,000	130,000	<b>188,328</b>
LV								67,000		<b>13,400</b>
LT										
LU	132,000	135,000	154,000	123,085	156,000	135,000	130,000	142,000	130,000	<b>137,454</b>
HU					5.271,800	3.103,000	3.144,000	3.222,000	3.460,260	<b>3.640,212</b>
MT					70,000	60,000	48,000	48,000	55,000	<b>56,200</b>
NL						1,000			3,000	<b>0,444</b>
AT	2.335,000	2.492,600	2.566,300	2.519,615	2.685,100	2.264,000	2.214,000	2.578,000	2.993,660	<b>2.516,475</b>
PL										
PT	6.693,531	7.790,000	6.677,000	7.283,450	7.481,000	7.254,000	7.542,000	6.049,000	5.620,000	<b>6.932,220</b>
RO								5.289,000	6.786,000	<b>6.037,500</b>
SI					944,000	882,000	739,000	857,000	752,000	<b>834,800</b>
SK					409,580	303,000	328,000	357,000	430,872	<b>365,690</b>
FI										
SE										
GB	14,000	16,000	10,400	14,503	19,071	20,000	25,000	25,000	11,000	<b>17,219</b>
<b>Total</b>	<b>176.004,531</b>	<b>159.119,600</b>	<b>151.022,700</b>	<b>154.227,651</b>	<b>185.976,191</b>	<b>166.672,000</b>	<b>170.702,000</b>	<b>165.555,000</b>	<b>164.743,647</b>	<b>166.002,591</b>

\* (F)Définitif; (P)Provisoire; (E)Prévisionnel; (N/A)Inconnu

Paramètres les plus utilisés dans le secteur Vin, par campagne et par Etat Membre

Tous vins - Rubrique: Production utilisable - Source: DG AGRI - 1000 HL



Paramètres les plus utilisés dans le secteur Vin, par campagne et par Etat Membre

**Tous vins - Rubrique: Importations - intra et extra volume (HI) - Source: DG AGRI - 1000 HL**

	2000/2001(F)	2001/2002(F)	2002/2003(F)	2003/2004(F)	2004/2005(F)	2005/2006(F)	2006/2007(F)	2007/2008(P)	2008/2009(E)	Moyenne
BE	2.305,000	2.716,000	2.685,030	2.856,000	2.663,000	3.139,000	3.261,000	3.473,000	3.473,000	<b>2.952,337</b>
BG								66,000	66,000	<b>66,000</b>
CZ					1.328,000	1.369,000	1.470,000	1.600,000	1.600,000	<b>1.473,400</b>
DK	1.759,000	2.041,000	2.029,151	2.078,000	1.957,000	1.985,000	1.966,000	2.057,000	2.057,000	<b>1.992,128</b>
DE	11.804,000	12.729,000	12.223,597	13.233,000	13.937,000	14.365,000	15.567,000	14.659,000	14.659,000	<b>13.686,289</b>
EE					130,000	133,000	162,000	178,000	178,000	<b>156,200</b>
IE		510,400	539,975	629,000	800,000	679,000	814,000	740,000	740,000	<b>605,819</b>
GR	70,000	133,000	360,372	275,000	208,000	265,000	180,000	297,000	297,000	<b>231,708</b>
ES	465,000	291,000	1.167,884	273,000	342,762	515,000	757,000	777,000	777,000	<b>596,183</b>
FR	5.400,000	6.376,000	5.504,230	5.663,000	5.942,000	5.559,000	5.664,000	5.838,000	5.838,000	<b>5.753,803</b>
IT	612,000	1.865,000	2.675,371	1.710,000	1.960,000	1.902,000	1.853,000	2.140,000	2.140,000	<b>1.873,041</b>
CY					29,000	31,000	39,000	51,000	51,000	<b>40,200</b>
LV					162,000	229,000	302,000	309,000	309,000	<b>262,200</b>
LT					125,200	152,000	229,000	291,000	291,000	<b>217,640</b>
LU	250,000	239,000	195,756	213,000	226,000	216,000	251,000	443,000	443,000	<b>275,195</b>
HU					102,000	232,000	515,000	464,000	464,000	<b>355,400</b>
MT					38,000	65,000	67,000	89,000	89,000	<b>69,600</b>
NL	2.858,000	2.949,000	3.326,892	3.824,000	4.119,000	4.217,000	4.040,000	4.265,000	4.265,000	<b>3.762,655</b>
AT	365,300	650,500	550,595	691,000	802,000	835,000	824,000	747,000	747,000	<b>690,266</b>
PL					729,000	742,000	787,000	908,000	908,000	<b>814,800</b>
PT	1.724,465	1.571,700	1.541,747	1.695,000	1.543,000	1.345,000	954,000	1.446,000	1.446,000	<b>1.474,101</b>
RO								367,000	367,000	<b>367,000</b>
SI					30,000	56,000	76,000	69,000	69,000	<b>60,000</b>
SK					269,050	341,000	408,000	684,000	729,000	<b>486,210</b>
FI	344,000	416,400	506,678	513,000	357,000	590,000	670,000	657,000	657,000	<b>523,453</b>
SE	1.296,000	1.669,000	1.555,129	1.554,000	1.594,000	1.630,000	1.852,000	1.976,000	1.976,000	<b>1.678,014</b>
GB	10.122,000	10.202,000	11.007,007	12.082,000	13.151,000	12.843,000	12.836,000	13.137,000	13.137,000	<b>12.057,445</b>
<b>Total</b>	<b>39.374,765</b>	<b>44.359,000</b>	<b>45.869,414</b>	<b>47.289,000</b>	<b>52.544,012</b>	<b>53.435,000</b>	<b>55.544,000</b>	<b>57.728,000</b>	<b>57.773,000</b>	<b>50.435,132</b>

\* (F)Définitif; (P)Provisoire; (E)Prévisionnel; (N/A)Inconnu

Paramètres les plus utilisés dans le secteur Vin, par campagne et par Etat Membre

**Tous vins - Rubrique: Importations - volume extra de l'UE (HI) - Source: DG AGRI - 1000 HL**

	2000/2001(F)	2001/2002(F)	2002/2003(F)	2003/2004(F)	2004/2005(F)	2005/2006(F)	2006/2007(F)	2007/2008(P)	2008/2009(E)	Moyenne
BE	131,000	184,000	204,000	236,000	269,000	295,000	327,000	330,000	330,000	<b>256,222</b>
BG								18,000	18,000	<b>18,000</b>
CZ					91,000	98,000	94,000	116,000	116,000	<b>103,000</b>
DK	367,000	455,000	602,209	697,000	760,000	761,000	781,000	889,000	889,000	<b>689,023</b>
DE	1.903,000	1.924,000	1.892,013	2.101,000	1.986,000	2.053,000	2.233,000	2.300,000	2.300,000	<b>2.076,890</b>
EE					40,000	41,000	25,000	34,000	34,000	<b>34,800</b>
IE		246,000	268,288	281,000	339,000	206,000	328,000	220,000	220,000	<b>234,254</b>
GR		6,000	3,414	26,000		3,000	3,000	5,000	5,000	<b>5,713</b>
ES	139,000	12,000	14,633	19,000	20,000	26,000	23,000	33,000	33,000	<b>35,515</b>
FR	914,000	545,000	532,264	599,000	594,000	611,000	581,000	619,000	619,000	<b>623,807</b>
IT	57,000	143,000	57,545	91,000	395,000	594,000	669,000	594,000	594,000	<b>354,949</b>
CY					3,000	2,000	2,000	3,000	3,000	<b>2,600</b>
LV						28,000	25,000	26,000	26,000	<b>21,000</b>
LT					28,200	27,000	12,000	15,000	15,000	<b>19,440</b>
LU	2,000	9,000	1,036	1,000		1,000		1,000	1,000	<b>1,782</b>
HU					2,000	2,000	6,000	7,000	7,000	<b>4,800</b>
MT						24,000	19,000	4,000	4,000	<b>10,200</b>
NL	825,000	875,800	959,861	1.105,000	1.196,000	1.192,000	928,000	981,000	981,000	<b>1.004,851</b>
AT	34,300	30,500	31,304	34,000	29,000	26,000	24,000	30,000	30,000	<b>29,900</b>
PL					300,000	277,000	96,000	136,000	136,000	<b>189,000</b>
PT			1,577		3,000	2,000	1,000	3,000	3,000	<b>1,509</b>
RO								48,000	48,000	<b>48,000</b>
SI						11,000	15,000	15,000	15,000	<b>11,200</b>
SK					0,050	6,000	2,000	2,000	47,000	<b>11,410</b>
FI	130,000	128,000	168,655	203,000		217,000	257,000	281,000	281,000	<b>185,073</b>
SE	324,000	277,000	318,030	429,000	437,000	487,000	496,000	541,000	541,000	<b>427,781</b>
GB	4.302,000	4.177,000	4.473,327	5.093,000	5.364,000	4.872,000	4.907,000	5.263,000	5.263,000	<b>4.857,147</b>
<b>Total</b>	<b>9.128,300</b>	<b>9.012,300</b>	<b>9.528,155</b>	<b>10.915,000</b>	<b>11.856,250</b>	<b>11.862,000</b>	<b>11.854,000</b>	<b>12.514,000</b>	<b>12.559,000</b>	<b>11.025,445</b>

\* (F)Définitif; (P)Provisoire; (E)Prévisionnel; (N/A)Inconnu

Paramètres les plus utilisés dans le secteur Vin, par campagne et par Etat Membre

**Tous vins - Rubrique: Importations - Intra UE - Source: DG AGRI - 1000 HL**

	2000/2001(F)	2001/2002(F)	2002/2003(F)	2003/2004(F)	2004/2005(F)	2005/2006(F)	2006/2007(F)	2007/2008(P)	2008/2009(E)	Moyenne
BE	2.174,000	2.532,000	2.481,030	2.620,000	2.394,000	2.844,000	2.934,000	3.143,000	3.143,000	<b>2.696,114</b>
BG								48,000	48,000	<b>48,000</b>
CZ					1.237,000	1.271,000	1.376,000	1.484,000	1.484,000	<b>1.370,400</b>
DK	1.392,000	1.586,000	1.426,942	1.381,000	1.197,000	1.224,000	1.185,000	1.168,000	1.168,000	<b>1.303,105</b>
DE	9.901,000	10.805,000	10.331,585	11.132,000	11.951,000	12.312,000	13.334,000	12.359,000	12.359,000	<b>11.609,398</b>
EE					90,000	92,000	137,000	144,000	144,000	<b>121,400</b>
IE		264,400	271,688	348,000	461,000	473,000	486,000	520,000	520,000	<b>371,565</b>
GR	70,000	127,000	356,958	249,000	208,000	262,000	177,000	292,000	292,000	<b>225,995</b>
ES	326,000	279,000	1.153,251	254,000	322,762	489,000	734,000	744,000	744,000	<b>560,668</b>
FR	4.486,000	5.831,000	4.971,967	5.064,000	5.348,000	4.948,000	5.083,000	5.219,000	5.219,000	<b>5.129,996</b>
IT	555,000	1.722,000	2.617,825	1.619,000	1.565,000	1.308,000	1.184,000	1.546,000	1.546,000	<b>1.518,092</b>
CY					26,000	29,000	37,000	48,000	48,000	<b>37,600</b>
LV					162,000	201,000	277,000	283,000	283,000	<b>241,200</b>
LT					97,000	125,000	217,000	276,000	276,000	<b>198,200</b>
LU	248,000	230,000	194,720	212,000	226,000	215,000	251,000	442,000	442,000	<b>273,413</b>
HU					100,000	230,000	509,000	457,000	457,000	<b>350,600</b>
MT					38,000	41,000	48,000	85,000	85,000	<b>59,400</b>
NL	2.033,000	2.073,200	2.367,031	2.719,000	2.923,000	3.025,000	3.112,000	3.284,000	3.284,000	<b>2.757,803</b>
AT	331,000	620,000	519,291	657,000	773,000	809,000	800,000	717,000	717,000	<b>660,366</b>
PL					429,000	465,000	691,000	772,000	772,000	<b>625,800</b>
PT	1.724,465	1.571,700	1.540,170	1.695,000	1.540,000	1.343,000	953,000	1.443,000	1.443,000	<b>1.472,593</b>
RO								319,000	319,000	<b>319,000</b>
SI					30,000	45,000	61,000	54,000	54,000	<b>48,800</b>
SK					269,000	335,000	406,000	682,000	682,000	<b>474,800</b>
FI	214,000	288,400	338,023	310,000	357,000	373,000	413,000	376,000	376,000	<b>338,380</b>
SE	972,000	1.392,000	1.237,100	1.125,000	1.157,000	1.143,000	1.356,000	1.435,000	1.435,000	<b>1.250,233</b>
GB	5.820,000	6.025,000	6.533,680	6.989,000	7.787,000	7.971,000	7.929,000	7.874,000	7.874,000	<b>7.200,298</b>
<b>Total</b>	<b>30.246,465</b>	<b>35.346,700</b>	<b>36.341,259</b>	<b>36.374,000</b>	<b>40.687,762</b>	<b>41.573,000</b>	<b>43.690,000</b>	<b>45.214,000</b>	<b>45.214,000</b>	<b>39.409,687</b>

\* (F)Définitif; (P)Provisoire; (E)Prévisionnel; (N/A)Inconnu

Paramètres les plus utilisés dans le secteur Vin, par campagne et par Etat Membre

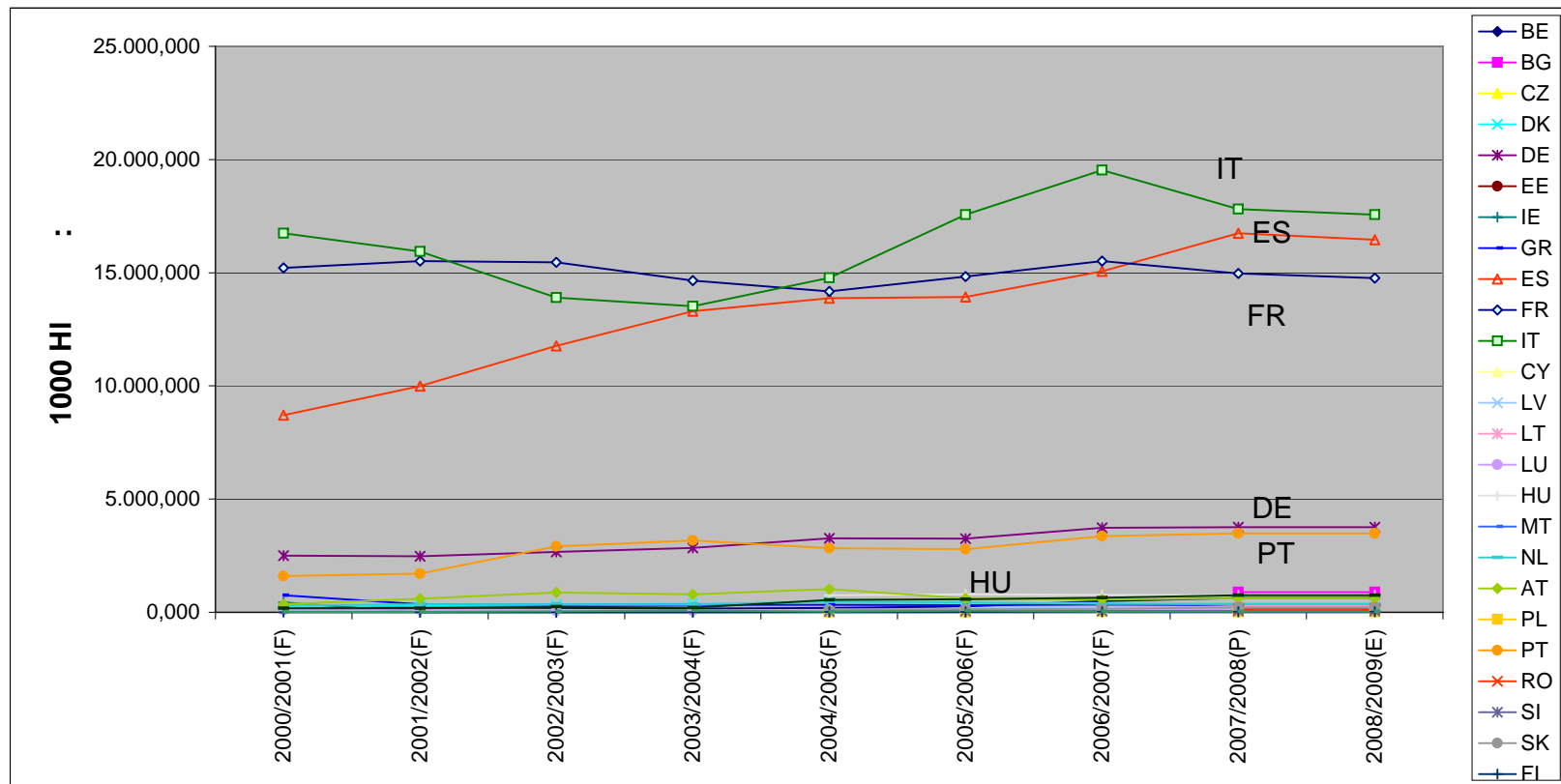
**Tous vins - Rubrique: Exportations - Intra et Extra en volume (hl) - Source: DG AGRI - 1000 HL**

	2000/2001(F)	2001/2002(F)	2002/2003(F)	2003/2004(F)	2004/2005(F)	2005/2006(F)	2006/2007(F)	2007/2008(P)	2008/2009(E)	Moyenne
BE	260,000	201,700	184,587	170,000	195,000	266,000	494,000	626,000	626,000	<b>335,921</b>
BG								882,000	882,000	<b>882,000</b>
CZ					35,000	55,000	85,000	154,000	154,000	<b>96,600</b>
DK	228,000	294,000	328,441	378,000	443,000	406,000	414,000	401,000	401,000	<b>365,938</b>
DE	2.502,000	2.477,000	2.669,930	2.839,000	3.268,000	3.250,000	3.725,000	3.758,000	3.758,000	<b>3.138,548</b>
EE					8,000	19,000	57,000	38,000	38,000	<b>32,000</b>
IE	441,000	2,300	4,500	6,000	6,000	13,000	16,000	15,000	15,000	<b>57,644</b>
GR	750,000	360,000	343,422	326,000	325,000	315,000	344,000	320,000	320,000	<b>378,158</b>
ES	8.702,000	9.992,000	11.768,775	13.299,000	13.876,000	13.925,000	15.063,000	16.740,000	16.461,300	<b>13.314,119</b>
FR	15.209,000	15.515,000	15.462,848	14.655,000	14.175,000	14.835,000	15.511,000	14.965,000	14.759,100	<b>15.009,661</b>
IT	16.740,000	15.939,000	13.903,110	13.522,000	14.781,000	17.565,000	19.528,000	17.805,000	17.567,150	<b>16.372,251</b>
CY					123,000	50,000	59,000	54,000	54,000	<b>68,000</b>
LV					15,000	177,000	191,000	151,000	151,000	<b>137,000</b>
LT					12,623	27,000	131,000	278,000	278,000	<b>145,325</b>
LU	89,000	104,000	74,815	63,000	85,000	79,000	99,000	157,000	157,000	<b>100,868</b>
HU					748,000	787,000	761,000	745,000	745,000	<b>757,200</b>
MT					1,000	1,000	1,000	2,000	2,000	<b>1,400</b>
NL	302,500	350,600	359,827	338,000	474,000	441,000	372,000	349,000	349,000	<b>370,659</b>
AT	358,000	608,200	879,358	786,000	1.029,000	620,000	558,000	613,000	613,000	<b>673,840</b>
PL					10,000	9,000	21,000	13,000	13,000	<b>13,200</b>
PT	1.596,880	1.712,900	2.910,405	3.171,000	2.833,000	2.783,000	3.363,000	3.488,000	3.488,000	<b>2.816,243</b>
RO								130,000	130,000	<b>130,000</b>
SI					43,000	49,000	61,000	56,000	56,000	<b>53,000</b>
SK					109,000	138,000	154,000	219,000	219,000	<b>167,800</b>
FI	2,300	2,400	2,700	6,000	9,000	12,000	25,000	34,000	34,000	<b>14,156</b>
SE	13,000	17,900	38,300	76,000	33,000	70,000	41,000	46,000	46,000	<b>42,356</b>
GB	180,000	184,500	250,134	201,000	552,000	568,000	647,000	751,000	751,000	<b>453,848</b>
<b>Total</b>	<b>47.373,680</b>	<b>47.761,500</b>	<b>49.181,151</b>	<b>49.836,000</b>	<b>53.188,623</b>	<b>56.460,000</b>	<b>61.721,000</b>	<b>62.790,000</b>	<b>62.067,550</b>	<b>54.486,612</b>

\* (F)Définitif; (P)Provisoire; (E)Prévisionnel; (N/A)Inconnu

Paramètres les plus utilisés dans le secteur Vin, par campagne et par Etat Membre

Tous vins - Rubrique: Exportations - Intra et Extra en volume (hl) - Source: DG AGRI - 1000 HL





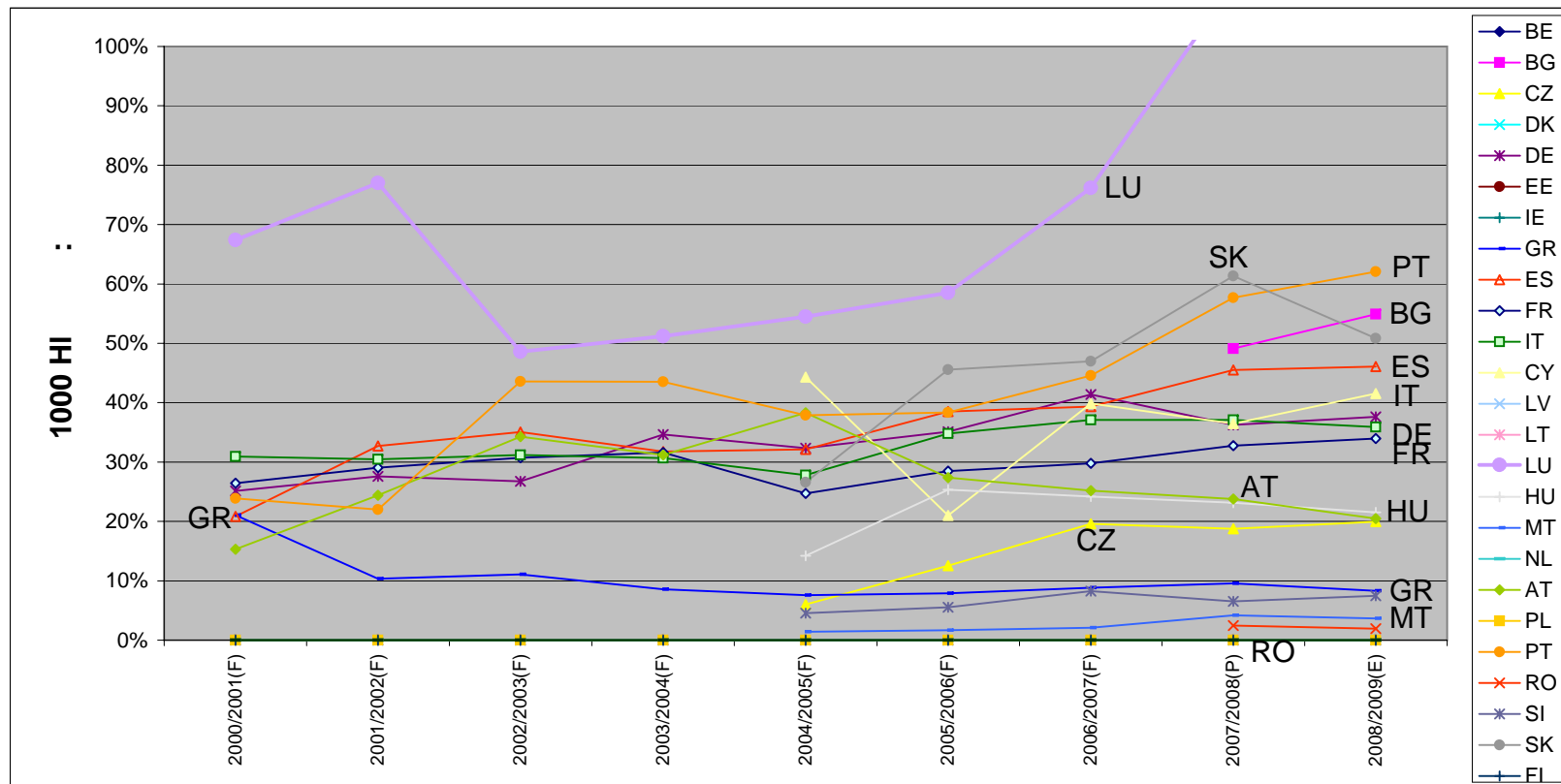
Paramètres les plus utilisés dans le secteur Vin, par campagne et par Etat Membre

<b>Tous vins - Rubrique: Exportations - Intra et Extra en volume (hl) par rapport à la production vinifiée - Source: DG AGRI - en %</b>										
	2000/2001(F)	2001/2002(F)	2002/2003(F)	2003/2004(F)	2004/2005(F)	2005/2006(F)	2006/2007(F)	2007/2008(P)	2008/2009(E)	Moyenne
BE	-	-	-	-	-	-	-	-	-	-
BG								49%	55%	<b>52%</b>
CZ					6%	13%	20%	19%	20%	<b>16%</b>
DK	-	-	-	-	-	-	-	-	-	-
DE	25%	28%	27%	35%	32%	35%	41%	36%	38%	<b>33%</b>
EE	-	-	-	-	-	-	-	-	-	-
IE	-	-	-	-	-	-	-	-	-	-
GR	21%	10%	11%	9%	8%	8%	9%	10%	8%	<b>10%</b>
ES	21%	33%	35%	32%	32%	39%	39%	46%	46%	<b>35%</b>
FR	26%	29%	31%	32%	25%	28%	30%	33%	34%	<b>29%</b>
IT	31%	30%	31%	31%	28%	35%	37%	37%	36%	<b>33%</b>
CY					44%	21%	40%	36%	42%	<b>36%</b>
LV	-	-	-	-	-	-	-	-	-	-
LT	-	-	-	-	-	-	-	-	-	-
LU	67%	77%	49%	51%	54%	59%	76%	111%	121%	<b>73%</b>
HU					14%	25%	24%	23%	22%	<b>21%</b>
MT					1%	2%	2%	4%	4%	<b>2%</b>
NL	-	-	-	-	-	-	-	-	-	-
AT	15%	24%	34%	31%	38%	27%	25%	24%	20%	<b>27%</b>
PL	-	-	-	-	-	-	-	-	-	-
PT	24%	22%	44%	44%	38%	38%	45%	58%	62%	<b>41%</b>
RO								2%	2%	<b>2%</b>
SI					5%	6%	8%	7%	7%	<b>6%</b>
SK					27%	46%	47%	61%	51%	<b>46%</b>
FI	-	-	-	-	-	-	-	-	-	-
SE	-	-	-	-	-	-	-	-	-	-
GB	-	-	-	-	-	-	-	-	-	-
<b>Total</b>	<b>27%</b>	<b>30%</b>	<b>33%</b>	<b>32%</b>	<b>29%</b>	<b>34%</b>	<b>36%</b>	<b>38%</b>	<b>38%</b>	<b>33%</b>

\* (F)Définitif; (P)Provisoire; (E)Prévisionnel; (N/A)Inconnu

Paramètres les plus utilisés dans le secteur Vin, par campagne et par Etat Membre

Tous vins - Rubrique: Exportations - Intra et Extra en volume (hl)  
par rapport à la production vinifiée - Source: DG AGRI - en %



Paramètres les plus utilisés dans le secteur Vin, par campagne et par Etat Membre

**Tous vins - Rubrique: Exportations - extra UE en Volume (hl) - Source: DG AGRI - 1000 HL**

	2000/2001(F)	2001/2002(F)	2002/2003(F)	2003/2004(F)	2004/2005(F)	2005/2006(F)	2006/2007(F)	2007/2008(P)	2008/2009(E)	Moyenne
BE	16,000	12,700	8,378	6,000	9,000	19,000	49,000	211,000	211,000	<b>60,231</b>
BG								520,000	520,000	<b>520,000</b>
CZ					4,000	2,000	2,000	1,000	1,000	<b>2,000</b>
DK	15,000	18,000	18,526	22,000	20,000	18,000	29,000	33,000	33,000	<b>22,947</b>
DE	610,000	646,000	663,394	720,000	605,000	701,000	944,000	935,000	935,000	<b>751,044</b>
EE						6,000	40,000	16,000	16,000	<b>15,600</b>
IE		1,900	1,400	2,000		1,000				<b>0,700</b>
GR	85,000	48,000	54,648	59,000	28,000	33,000	49,000	50,000	50,000	<b>50,739</b>
ES	2.207,000	2.451,000	2.646,624	2.750,000	2.743,000	3.869,000	5.338,000	4.817,000	4.538,300	<b>3.484,436</b>
FR	4.365,000	4.322,000	4.189,343	4.227,000	3.881,000	4.358,000	4.933,000	4.119,000	3.913,100	<b>4.256,383</b>
IT	4.108,500	4.489,000	4.195,411	4.453,000	3.740,000	4.384,000	4.778,000	4.789,000	4.551,150	<b>4.387,562</b>
CY					24,000	15,000	13,000	12,000	12,000	<b>15,200</b>
LV					5,000	161,000	170,000	131,000	131,000	<b>119,600</b>
LT					2,000	17,000	121,000	259,000	259,000	<b>131,600</b>
LU			1,764		1,000			58,000	58,000	<b>13,196</b>
HU					78,000	97,000	111,000	90,000	90,000	<b>93,200</b>
MT							1,000			<b>0,200</b>
NL	57,000	20,800	22,656	21,000	23,000	30,000	71,000	62,000	62,000	<b>41,051</b>
AT	80,000	203,200	240,698	274,000	283,000	45,000	43,000	54,000	54,000	<b>141,878</b>
PL					1,000	3,000	3,000	3,000	3,000	<b>2,600</b>
PT	463,000	518,300	710,573	818,000	955,000	994,000	1.396,000	1.297,000	1.297,000	<b>938,764</b>
RO								28,000	28,000	<b>28,000</b>
SI					37,000	34,000	31,000	36,000	36,000	<b>34,800</b>
SK					9,000	3,000	3,000			<b>3,000</b>
FI	2,100	2,000	2,600	6,000		2,000	1,000	2,000	2,000	<b>2,189</b>
SE	9,000	13,900	27,500	57,000		45,000	12,000	11,000	11,000	<b>20,711</b>
GB	48,000	33,000	55,727	47,000	53,000	48,000	42,000	41,000	41,000	<b>45,414</b>
<b>Total</b>	<b>12.065,600</b>	<b>12.779,800</b>	<b>12.839,242</b>	<b>13.462,000</b>	<b>12.501,000</b>	<b>14.885,000</b>	<b>18.180,000</b>	<b>17.575,000</b>	<b>16.852,550</b>	<b>14.571,132</b>

\* (F)Définitif; (P)Provisoire; (E)Prévisionnel; (N/A)Inconnu

Paramètres les plus utilisés dans le secteur Vin, par campagne et par Etat Membre

**Tous vins - Rubrique: Exportations intra UE en volume (hl) - Source: DG AGRI - 1000 HL**

	2000/2001(F)	2001/2002(F)	2002/2003(F)	2003/2004(F)	2004/2005(F)	2005/2006(F)	2006/2007(F)	2007/2008(P)	2008/2009(E)	Moyenne
BE	244,000	189,000	176,209	164,000	186,000	247,000	445,000	415,000	415,000	<b>275,690</b>
BG								362,000	362,000	<b>362,000</b>
CZ					31,000	53,000	83,000	153,000	153,000	<b>94,600</b>
DK	213,000	276,000	309,915	356,000	423,000	388,000	385,000	368,000	368,000	<b>342,991</b>
DE	1.892,000	1.831,000	2.006,536	2.119,000	2.663,000	2.549,000	2.781,000	2.823,000	2.823,000	<b>2.387,504</b>
EE					8,000	13,000	17,000	22,000	22,000	<b>16,400</b>
IE	441,000	0,400	3,100	4,000	6,000	12,000	16,000	15,000	15,000	<b>56,944</b>
GR	665,000	312,000	288,774	267,000	297,000	282,000	295,000	270,000	270,000	<b>327,419</b>
ES	6.495,000	7.541,000	9.122,151	10.549,000	11.133,000	10.056,000	9.725,000	11.923,000	11.923,000	<b>9.829,683</b>
FR	10.844,000	11.193,000	11.273,505	10.428,000	10.294,000	10.477,000	10.578,000	10.846,000	10.846,000	<b>10.753,278</b>
IT	12.631,500	11.450,000	9.707,699	9.069,000	11.041,000	13.181,000	14.750,000	13.016,000	13.016,000	<b>11.984,689</b>
CY					99,000	35,000	46,000	42,000	42,000	<b>52,800</b>
LV					10,000	16,000	21,000	20,000	20,000	<b>17,400</b>
LT					10,623	10,000	10,000	19,000	19,000	<b>13,725</b>
LU	89,000	104,000	73,051	63,000	84,000	79,000	99,000	99,000	99,000	<b>87,672</b>
HU					670,000	690,000	650,000	655,000	655,000	<b>664,000</b>
MT					1,000	1,000		2,000	2,000	<b>1,200</b>
NL	245,500	329,800	337,171	317,000	451,000	411,000	301,000	287,000	287,000	<b>329,608</b>
AT	278,000	405,000	638,660	512,000	746,000	575,000	515,000	559,000	559,000	<b>531,962</b>
PL					9,000	6,000	18,000	10,000	10,000	<b>10,600</b>
PT	1.133,880	1.194,600	2.199,832	2.353,000	1.878,000	1.789,000	1.967,000	2.191,000	2.191,000	<b>1.877,479</b>
RO								102,000	102,000	<b>102,000</b>
SI					6,000	15,000	30,000	20,000	20,000	<b>18,200</b>
SK					100,000	135,000	151,000	219,000	219,000	<b>164,800</b>
FI	0,200	0,400	0,100		9,000	10,000	24,000	32,000	32,000	<b>11,967</b>
SE	4,000	4,000	10,800	19,000	33,000	25,000	29,000	35,000	35,000	<b>21,644</b>
GB	132,000	151,500	194,407	154,000	499,000	520,000	605,000	710,000	710,000	<b>408,434</b>
<b>Total</b>	<b>35.308,080</b>	<b>34.981,700</b>	<b>36.341,909</b>	<b>36.374,000</b>	<b>40.687,623</b>	<b>41.575,000</b>	<b>43.541,000</b>	<b>45.215,000</b>	<b>45.215,000</b>	<b>39.915,479</b>

\* (F)Définitif; (P)Provisoire; (E)Prévisionnel; (N/A)Inconnu

Paramètres les plus utilisés dans le secteur Vin, par campagne et par Etat Membre

**Tous vins - Rubique: Utilisation domestique totale - Source: DG AGRI - 1000 HL**

	2000/2001(F)	2001/2002(F)	2002/2003(F)	2003/2004(F)	2004/2005(F)	2005/2006(F)	2006/2007(F)	2007/2008(P)	2008/2009(E)	Moyenne
BE	2.021,000	2.540,300	2.251,443	2.657,000	2.573,000	2.907,000	2.724,000	2.866,000	2.866,210	<b>2.600,661</b>
BG								1.070,886	1.127,109	<b>1.098,998</b>
CZ					1.708,100	1.828,300	1.805,400	1.155,010	1.182,002	<b>1.535,762</b>
DK	1.527,000	1.747,000	1.700,710	1.681,000	1.473,967	1.579,033	1.552,000	1.454,000	1.454,000	<b>1.574,301</b>
DE	18.967,000	20.962,000	20.022,667	20.229,998	20.253,000	20.732,000	21.380,000	21.005,000	20.938,172	<b>20.498,871</b>
EE					107,294	119,351	101,000	139,000	139,000	<b>121,129</b>
IE		507,000	513,475	653,727	759,273	666,000	700,000	696,000	696,000	<b>576,831</b>
GR	3.057,000	3.296,840	2.928,950	3.480,910	3.652,090	4.502,000	3.944,417	3.643,457	3.723,197	<b>3.580,985</b>
ES	25.935,000	23.539,000	23.566,109	25.876,000	26.512,762	26.843,000	23.381,000	20.466,000	18.321,765	<b>23.826,737</b>
FR	43.030,000	45.159,000	41.756,958	38.856,425	40.764,492	44.150,508	45.247,254	36.147,557	35.302,973	<b>41.157,241</b>
IT	35.368,000	40.352,000	35.411,805	27.634,637	34.444,797	36.159,476	35.825,737	31.735,555	32.897,422	<b>34.425,492</b>
CY					112,456	262,000	165,683	161,044	157,117	<b>171,660</b>
LV					148,400	12,000	119,800	219,500	219,500	<b>143,840</b>
LT					139,789	154,245	77,258			<b>74,127</b>
LU	300,000	273,000	256,941	299,085	274,000	274,000	305,000	439,000	443,550	<b>318,286</b>
HU					3.796,800	3.759,000	3.818,500	2.739,500	2.858,583	<b>3.394,477</b>
MT					107,700	91,200	120,400	150,200	152,125	<b>124,325</b>
NL	2.487,500	2.614,510	2.987,065	3.447,365	3.655,635	3.676,000	3.662,083	3.953,000	3.953,035	<b>3.381,799</b>
AT	2.393,383	2.512,100	2.413,103	2.383,932	2.289,038	2.788,000	2.758,101	2.474,597	2.579,375	<b>2.510,181</b>
PL					719,000	741,000	754,000	874,000	874,000	<b>792,400</b>
PT	5.415,000	6.008,200	6.838,765	6.121,926	5.884,173	5.646,351	5.626,968	4.802,152	4.816,152	<b>5.684,410</b>
RO								5.346,406	5.583,916	<b>5.465,161</b>
SI					822,370	927,000	802,000	847,360	873,680	<b>854,482</b>
SK					440,610	586,800	575,000	806,169	816,110	<b>644,938</b>
FI	343,000	376,000	508,178	506,700	334,160	587,540	629,500	627,700	627,700	<b>504,498</b>
SE	1.406,000	1.586,100	1.552,829	1.387,000	1.489,780	1.503,000	1.981,600	1.943,000	1.943,000	<b>1.643,590</b>
GB	10.226,000	9.604,500	9.967,273	13.130,503	12.694,713	12.295,000	12.266,000	12.411,000	12.411,385	<b>11.667,375</b>
<b>Total</b>	<b>152.475,883</b>	<b>161.077,550</b>	<b>152.676,271</b>	<b>148.346,208</b>	<b>165.157,399</b>	<b>172.789,804</b>	<b>170.322,701</b>	<b>158.172,764</b>	<b>156.956,749</b>	<b>159.775,037</b>

\* (F)Définitif; (P)Provisoire; (E)Prévisionnel; (N/A)Inconnu

Paramètres les plus utilisés dans le secteur Vin, par campagne et par Etat Membre

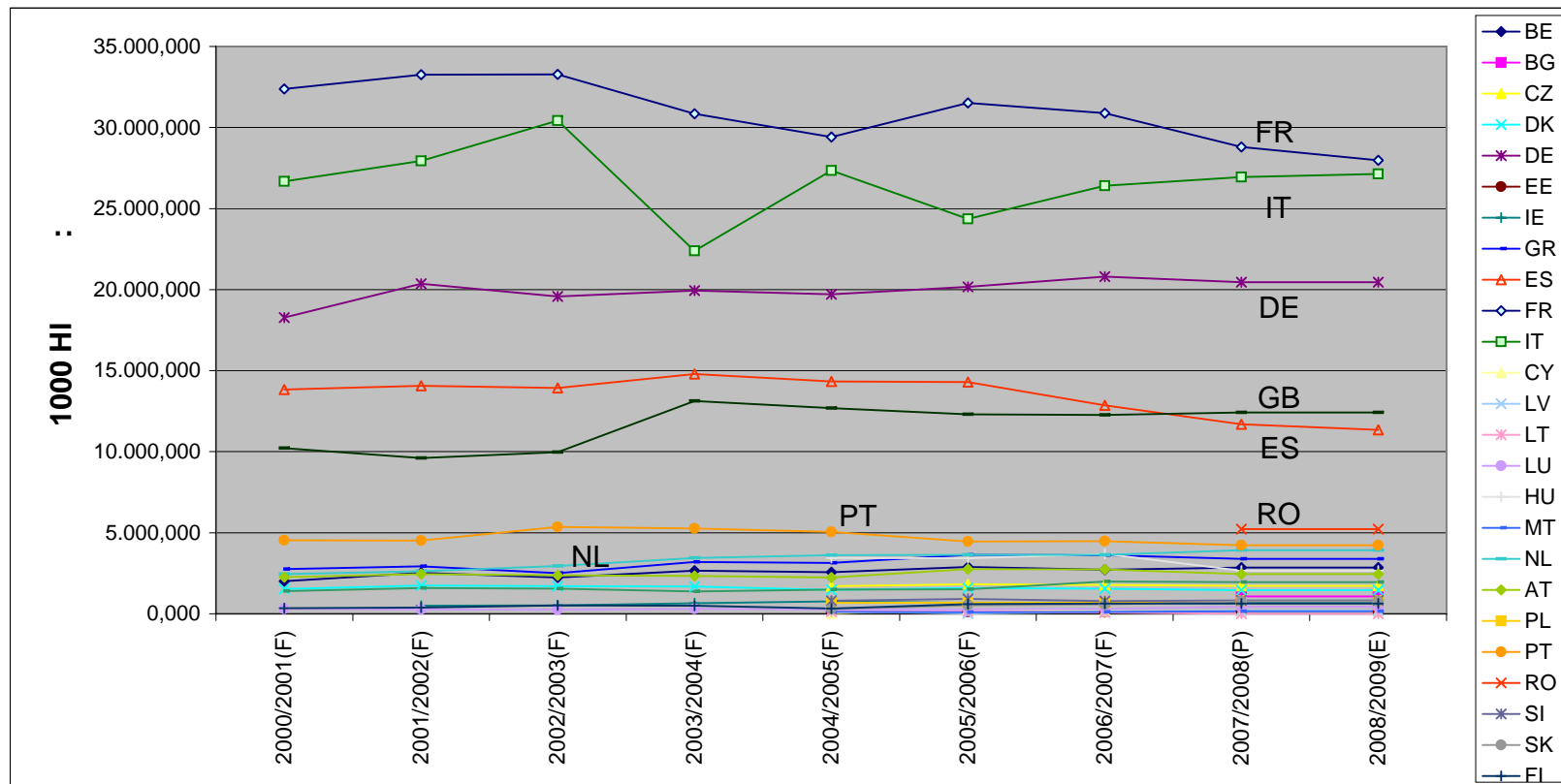
**Tous vins - Rubrique: Consommation humaine - Source: DG AGRI - 1000 HL**

	2000/2001(F)	2001/2002(F)	2002/2003(F)	2003/2004(F)	2004/2005(F)	2005/2006(F)	2006/2007(F)	2007/2008(P)	2008/2009(E)	Moyenne
BE	2.005,000	2.524,300	2.235,443	2.657,000	2.557,000	2.891,000	2.708,000	2.850,000	2.850,000	<b>2.586,416</b>
BG								1.070,886	1.070,886	<b>1.070,886</b>
CZ					1.708,100	1.816,300	1.778,400	1.731,010	1.731,010	<b>1.752,964</b>
DK	1.527,000	1.747,000	1.700,710	1.681,000	1.473,967	1.579,033	1.552,000	1.454,000	1.454,000	<b>1.574,301</b>
DE	18.280,000	20.362,000	19.577,667	19.940,198	19.712,000	20.177,000	20.808,000	20.456,000	20.456,000	<b>19.974,318</b>
EE					107,294	119,351	101,000	139,000	139,000	<b>121,129</b>
IE		507,000	513,475	653,727	759,273	666,000	700,000	696,000	696,000	<b>576,831</b>
GR	2.747,000	2.920,840	2.501,950	3.202,910	3.130,090	3.640,000	3.610,717	3.379,457	3.379,457	<b>3.168,047</b>
ES	13.843,000	14.059,000	13.923,109	14.787,000	14.329,762	14.290,000	12.852,000	11.689,000	11.342,590	<b>13.457,273</b>
FR	32.385,000	33.261,000	33.277,958	30.840,425	29.407,492	31.523,508	30.891,254	28.800,677	27.969,538	<b>30.928,539</b>
IT	26.669,000	27.930,000	30.432,805	22.394,237	27.354,797	24.354,476	26.409,737	26.935,555	27.142,355	<b>26.624,774</b>
CY					40,546	250,000	147,359	125,484	125,484	<b>137,775</b>
LV					147,600	12,000	119,800	194,600	194,600	<b>133,720</b>
LT					137,089	152,245	75,058			<b>71,787</b>
LU	300,000	273,000	256,941	299,085	274,000	274,000	305,000	439,000	439,000	<b>317,781</b>
HU					3.444,900	3.420,000	3.685,300	2.666,500	2.666,500	<b>3.176,640</b>
MT					106,600	91,200	120,400	150,200	150,200	<b>123,720</b>
NL	2.454,500	2.614,510	2.956,065	3.447,365	3.622,635	3.645,000	3.632,083	3.920,000	3.920,000	<b>3.356,906</b>
AT	2.263,073	2.452,100	2.380,803	2.329,932	2.235,038	2.757,300	2.728,901	2.440,997	2.440,997	<b>2.447,682</b>
PL					662,000	683,000	689,000	796,000	796,000	<b>725,200</b>
PT	4.538,000	4.522,200	5.356,765	5.255,005	5.045,173	4.457,351	4.484,968	4.225,152	4.225,152	<b>4.678,863</b>
RO								5.226,406	5.226,406	<b>5.226,406</b>
SI					804,370	910,000	787,000	830,360	830,360	<b>832,418</b>
SK					291,270	519,800	575,000	774,169	774,029	<b>586,854</b>
FI	343,000	376,000	508,178	506,700	334,160	587,540	629,500	627,700	627,700	<b>504,498</b>
SE	1.406,000	1.586,100	1.552,829	1.387,000	1.489,780	1.503,000	1.981,600	1.943,000	1.943,000	<b>1.643,590</b>
GB	10.226,000	9.598,500	9.967,273	13.130,503	12.694,713	12.295,000	12.266,000	12.411,000	12.411,000	<b>11.666,665</b>
<b>Total</b>	<b>118.986,573</b>	<b>124.733,550</b>	<b>127.141,971</b>	<b>122.512,087</b>	<b>131.869,649</b>	<b>132.614,104</b>	<b>133.638,077</b>	<b>135.969,424</b>	<b>134.998,535</b>	<b>129.162,663</b>

\* (F)Définitif; (P)Provisoire; (E)Prévisionnel; (N/A)Inconnu

Paramètres les plus utilisés dans le secteur Vin, par campagne et par Etat Membre

**Tous vins - Rubrique: Consommation humaine - Source: DG AGRI - 1000 HL**



Paramètres les plus utilisés dans le secteur Vin, par campagne et par Etat Membre

**Tous vins - Rubrique: importations Intra et Extra- en volume (hl)  
par rapport à la Consommation Humaine - Source: DG AGRI - en %**

	2000/2001(F)	2001/2002(F)	2002/2003(F)	2003/2004(F)	2004/2005(F)	2005/2006(F)	2006/2007(F)	2007/2008(P)	2008/2009(E)	Moyenne
BE	115%	108%	120%	107%	104%	109%	120%	122%	122%	114%
BG								6%	6%	6%
CZ					78%	75%	83%	92%	92%	84%
DK	115%	117%	119%	124%	133%	126%	127%	141%	141%	127%
DE	65%	63%	62%	66%	71%	71%	75%	72%	72%	69%
EE					121%	111%	160%	128%	128%	129%
IE		101%	105%	96%	105%	102%	116%	106%	106%	105%
GR	3%	5%	14%	9%	7%	7%	5%	9%	9%	7%
ES	3%	2%	8%	2%	2%	4%	6%	7%	7%	4%
FR	17%	19%	17%	18%	20%	18%	18%	20%	21%	19%
IT	2%	7%	9%	8%	7%	8%	7%	8%	8%	7%
CY					72%	12%	26%	41%	41%	29%
LV					110%	1908%	252%	159%	159%	196%
LT					91%	100%	305%			303%
LU	83%	88%	76%	71%	82%	79%	82%	101%	101%	87%
HU					3%	7%	14%	17%	17%	11%
MT					36%	71%	56%	59%	59%	56%
NL	116%	113%	113%	111%	114%	116%	111%	109%	109%	112%
AT	16%	27%	23%	30%	36%	30%	30%	31%	31%	28%
PL					110%	109%	114%	114%	114%	112%
PT	38%	35%	29%	32%	31%	30%	21%	34%	34%	32%
RO								7%	7%	7%
SI					4%	6%	10%	8%	8%	7%
SK					92%	66%	71%	88%	94%	83%
FI	100%	111%	100%	101%	107%	100%	106%	105%	105%	104%
SE	92%	105%	100%	112%	107%	108%	93%	102%	102%	102%
GB	99%	106%	110%	92%	104%	104%	105%	106%	106%	103%
<b>Total</b>	<b>33%</b>	<b>36%</b>	<b>36%</b>	<b>39%</b>	<b>40%</b>	<b>40%</b>	<b>42%</b>	<b>42%</b>	<b>43%</b>	<b>39%</b>

\* (F)Définitif; (P)Provisoire; (E)Prévisionnel; (N/A)Inconnu



Paramètres les plus utilisés dans le secteur Vin, par campagne et par Etat Membre

**Tous vins - Rubique: importations Extra- en volume (hl)  
par rapport à la Consommation Humaine - Source: DG AGRI - en %**

	2000/2001(F)	2001/2002(F)	2002/2003(F)	2003/2004(F)	2004/2005(F)	2005/2006(F)	2006/2007(F)	2007/2008(P)	2008/2009(E)	Moyenne
BE	7%	7%	9%	9%	11%	10%	12%	12%	12%	10%
BG								2%	2%	2%
CZ					5%	5%	5%	7%	7%	6%
DK	24%	26%	35%	41%	52%	48%	50%	61%	61%	44%
DE	10%	9%	10%	11%	10%	10%	11%	11%	11%	10%
EE					37%	34%	25%	24%	24%	29%
IE		49%	52%	43%	45%	31%	47%	32%	32%	41%
GR		0%	0%	1%		0%	0%	0%	0%	0%
ES	1%	0%	0%	0%	0%	0%	0%	0%	0%	0%
FR	3%	2%	2%	2%	2%	2%	2%	2%	2%	2%
IT	0%	1%	0%	0%	1%	2%	3%	2%	2%	1%
CY					7%	1%	1%	2%	2%	2%
LV							21%	13%	13%	16%
LT					21%	18%	16%			27%
LU	1%	3%	0%	0%		0%		0%	0%	1%
HU					0%	0%	0%	0%	0%	0%
MT						26%	16%	3%	3%	8%
NL	34%	33%	32%	32%	33%	33%	26%	25%	25%	30%
AT	2%	1%	1%	1%	1%	1%	1%	1%	1%	1%
PL					45%	41%	14%	17%	17%	26%
PT			0%		0%	0%	0%	0%	0%	0%
RO								1%	1%	1%
SI						1%	2%	2%	2%	1%
SK					0%	1%	0%	0%	6%	2%
FI	38%	34%	33%	40%		37%	41%	45%	45%	37%
SE	23%	17%	20%	31%	29%	32%	25%	28%	28%	26%
GB	42%	44%	45%	39%	42%	40%	40%	42%	42%	42%
<b>Total</b>	<b>8%</b>	<b>7%</b>	<b>7%</b>	<b>9%</b>	<b>9%</b>	<b>9%</b>	<b>9%</b>	<b>9%</b>	<b>9%</b>	<b>9%</b>

\* (F)Définitif; (P)Provisoire; (E)Prévisionnel; (N/A)Inconnu

Paramètres les plus utilisés dans le secteur Vin, par campagne et par Etat Membre

**Tous vins - Rubrique: Usages industriels - Source: DG AGRI - 1000 HL**

	2000/2001(F)	2001/2002(F)	2002/2003(F)	2003/2004(F)	2004/2005(F)	2005/2006(F)	2006/2007(F)	2007/2008(P)	2008/2009(E)	Moyenne
BE	6,000	6,000	6,000		6,000	6,000	6,000	6,000	6,210	<b>5,357</b>
BG									56,223	<b>28,112</b>
CZ						4,000	2,000	1,000	27,992	<b>6,998</b>
DK										
DE	687,000	600,000	445,000	289,800	541,000	555,000	572,000	549,000	482,172	<b>524,552</b>
EE										
IE										
GR	200,000	266,000	317,000	168,000	412,000	752,000	223,700	154,000	233,740	<b>302,938</b>
ES	10.986,000	8.458,000	8.543,000	9.866,000	11.096,000	11.508,000	9.415,000	7.668,000	5.870,175	<b>9.267,797</b>
FR	10.097,000	11.470,000	8.039,000	7.586,000	10.941,000	12.278,000	13.938,000	6.974,880	6.961,435	<b>9.809,479</b>
IT	7.159,000	10.232,000	3.439,000	3.700,400	5.550,000	10.265,000	7.876,000	3.260,000	4.215,067	<b>6.188,496</b>
CY					51,107	8,000	13,610	30,000	26,073	<b>25,758</b>
LV										
LT										
LU									4,550	<b>0,506</b>
HU					229,200	240,000	65,200	25,000	144,083	<b>140,697</b>
MT									1,925	<b>0,385</b>
NL									0,035	<b>0,004</b>
AT	79,310	23,000	5,000			6,500	5,600	5,600	110,378	<b>26,154</b>
PL										
PT	757,000	1.466,000	1.462,000	846,921	820,000	1.170,000	1.123,000	559,000	573,000	<b>975,213</b>
RO								87,000	324,510	<b>205,755</b>
SI									26,320	<b>5,264</b>
SK									15,081	<b>3,016</b>
FI										
SE										
GB									0,385	<b>0,043</b>
<b>Total</b>	<b>29.971,310</b>	<b>32.521,000</b>	<b>22.256,000</b>	<b>22.457,121</b>	<b>29.646,307</b>	<b>36.792,500</b>	<b>33.240,110</b>	<b>19.319,480</b>	<b>19.079,354</b>	<b>27.253,687</b>

\* (F)Définitif; (P)Provisoire; (E)Prévisionnel; (N/A)Inconnu

Paramètres les plus utilisés dans le secteur Vin, par campagne et par Etat Membre

<b>Tous vins - Rubrique: Usages industriels - distillations - alcool - Source: DG AGRI - 1000 HL</b>										
	2000/2001(F)	2001/2002(F)	2002/2003(F)	2003/2004(F)	2004/2005(F)	2005/2006(F)	2006/2007(F)	2007/2008(P)	2008/2009(E)	Moyenne
BE									0,210	<b>0,023</b>
BG									56,223	<b>28,112</b>
CZ						3,000	1,000		26,992	<b>6,198</b>
DK										
DE	567,000	480,000	315,000	289,800	411,000	425,000	442,000	419,000	352,172	<b>411,219</b>
EE										
IE										
GR	150,000	216,000	267,000	118,000	340,000	680,000	162,700	93,000	172,740	<b>244,382</b>
ES	10.406,000	7.873,000	7.952,000	9.268,000	10.397,000	10.744,000	8.660,000	6.948,000	5.150,175	<b>8.599,797</b>
FR	9.847,000	11.265,000	7.821,000	7.371,000	10.724,000	12.116,000	13.787,000	6.916,880	6.903,435	<b>9.639,035</b>
IT	6.709,000	9.782,000	2.989,000	3.250,400	5.100,000	9.815,000	7.426,000	2.810,000	3.765,067	<b>5.738,496</b>
CY					50,107	3,000	5,210	18,000	14,073	<b>18,078</b>
LV										
LT										
LU									4,550	<b>0,506</b>
HU					226,000	238,000	65,200	25,000	144,083	<b>139,657</b>
MT									1,925	<b>0,385</b>
NL									0,035	<b>0,004</b>
AT	72,310	23,000							104,778	<b>22,232</b>
PL										
PT	667,000	1.406,000	1.387,000	776,921	757,000	1.071,000	1.042,000	486,000	500,000	<b>899,213</b>
RO									237,510	<b>118,755</b>
SI									26,320	<b>5,264</b>
SK									15,081	<b>3,016</b>
FI										
SE										
GB										<b>0,043</b>
<b>Total</b>	<b>28.418,310</b>	<b>31.045,000</b>	<b>20.731,000</b>	<b>21.074,121</b>	<b>28.005,107</b>	<b>35.095,000</b>	<b>31.591,110</b>	<b>17.715,880</b>	<b>17.475,754</b>	<b>25.683,476</b>

\* (F)Définitif; (P)Provisoire; (E)Prévisionnel; (N/A)Inconnu

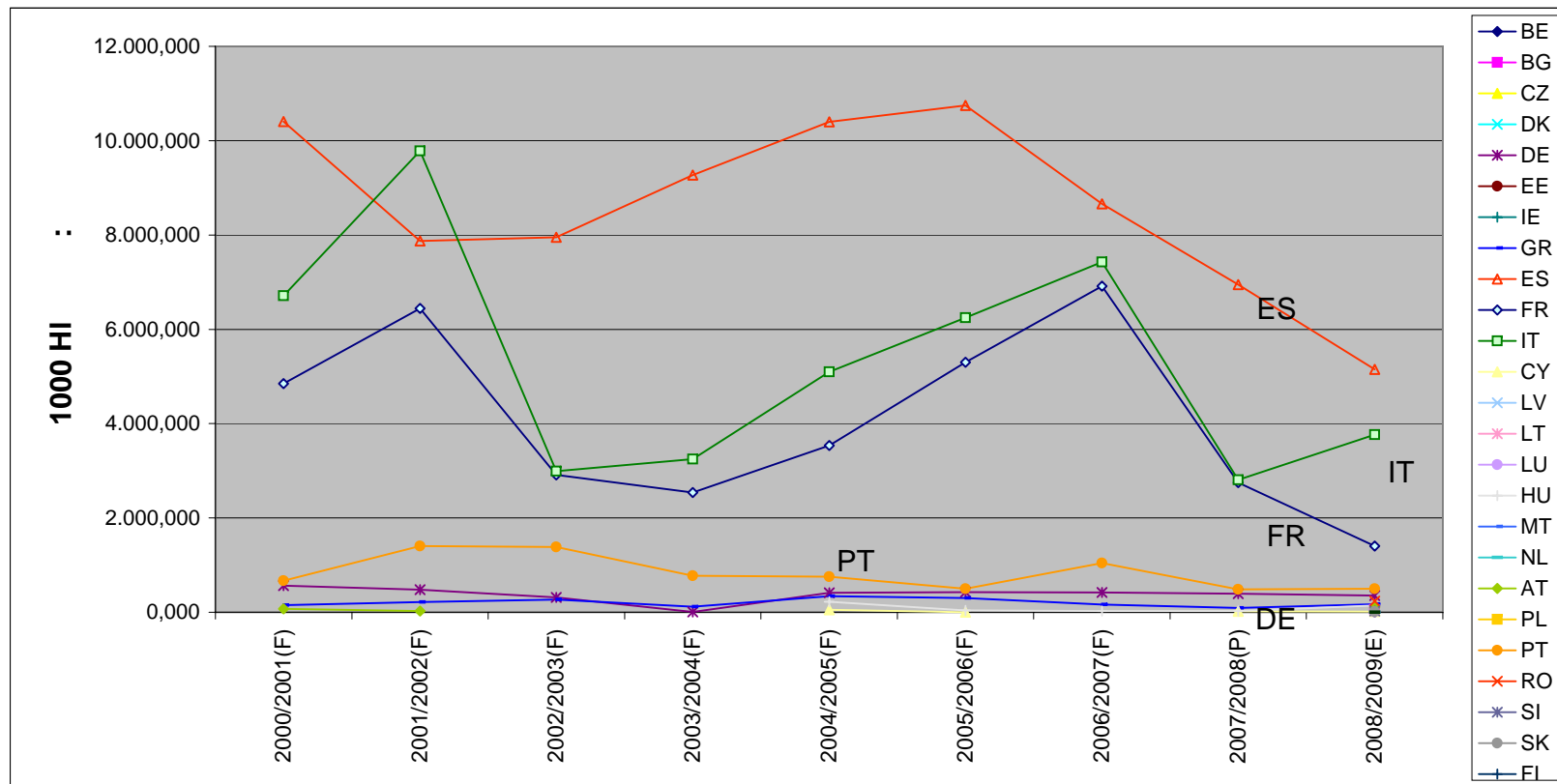
Paramètres les plus utilisés dans le secteur Vin, par campagne et par Etat Membre

<b>Tous vins - Rubrique: Utilisation industrielle - distillations - alcool - réglementation UE - Source: DG AGRI - 1000 HL</b>										
	2000/2001(F)	2001/2002(F)	2002/2003(F)	2003/2004(F)	2004/2005(F)	2005/2006(F)	2006/2007(F)	2007/2008(P)	2008/2009(E)	Moyenne
BE									0,210	<b>0,023</b>
BG									56,223	<b>28,112</b>
CZ									26,992	<b>5,398</b>
DK										
DE	567,000	480,000	315,000	9,800	411,000	425,000	420,000	391,000	352,172	<b>374,552</b>
EE										
IE										
GR	150,000	216,000	267,000	118,000	340,000	303,000	162,700	93,000	172,740	<b>202,493</b>
ES	10.406,000	7.873,000	7.952,000	9.268,000	10.397,000	10.744,000	8.660,000	6.948,000	5.150,175	<b>8.599,797</b>
FR	4.847,000	6.445,000	2.916,000	2.541,000	3.538,000	5.298,000	6.912,000	2.751,880	1.403,435	<b>4.072,479</b>
IT	6.709,000	9.782,000	2.989,000	3.250,400	5.100,000	6.244,000	7.426,000	2.810,000	3.765,067	<b>5.341,719</b>
CY					50,107	3,000		18,000	14,073	<b>17,036</b>
LV										
LT										
LU									4,550	<b>0,506</b>
HU					226,000	42,000	29,000	25,000	144,083	<b>93,217</b>
MT									1,925	<b>0,385</b>
NL									0,035	<b>0,004</b>
AT	72,310	23,000							104,778	<b>22,232</b>
PL										
PT	667,000	1.406,000	1.387,000	776,921	757,000	496,000	1.042,000	486,000	500,000	<b>835,325</b>
RO									237,510	<b>118,755</b>
SI									26,320	<b>5,264</b>
SK									15,081	<b>3,016</b>
FI										
SE										
GB									0,385	<b>0,043</b>
<b>Total</b>	<b>23.418,310</b>	<b>26.225,000</b>	<b>15.826,000</b>	<b>15.964,121</b>	<b>20.819,107</b>	<b>23.555,000</b>	<b>24.651,700</b>	<b>13.522,880</b>	<b>11.975,754</b>	<b>19.550,875</b>

\* (F)Définitif; (P)Provisoire; (E)Prévisionnel; (N/A)Inconnu

Paramètres les plus utilisés dans le secteur Vin, par campagne et par Etat Membre

Tous vins - Rubrique: Utilisation industrielle - distillations - alcool - réglementation UE - Source: DG AGRI - 1000 HL



Paramètres les plus utilisés dans le secteur Vin, par campagne et par Etat Membre

**Tous vins - Rubrique: Usages industriels - distillations - alcool - eaux de vie d'appellation - Source: DG AGRI - 1000 HL**

	2000/2001(F)	2001/2002(F)	2002/2003(F)	2003/2004(F)	2004/2005(F)	2005/2006(F)	2006/2007(F)	2007/2008(P)	2008/2009(E)	Moyenne
BE										
BG										
CZ						3,000				0,600
DK										
DE										
EE										
IE										
GR										
ES										
FR	4.100,000	4.280,000	4.245,000	4.389,000	5.757,000	5.774,000	6.263,000	3.818,000	5.000,000	4.847,333
IT						3.571,000				396,778
CY										
LV										
LT										
LU										
HU						149,000				29,800
MT										
NL										
AT										
PL										
PT						455,000				50,556
RO										
SI										
SK										
FI										
SE										
GB										
<b>Total</b>	<b>4.100,000</b>	<b>4.280,000</b>	<b>4.245,000</b>	<b>4.389,000</b>	<b>5.757,000</b>	<b>9.952,000</b>	<b>6.263,000</b>	<b>3.818,000</b>	<b>5.000,000</b>	<b>5.311,556</b>

\* (F)Définitif; (P)Provisoire; (E)Prévisionnel; (N/A)Inconnu

Paramètres les plus utilisés dans le secteur Vin, par campagne et par Etat Membre

<b>Tous vins - Rubique: Utilisation industrielle - distillations - alcool - réglementation EM - Source: DG AGRI - 1000 HL</b>										
	2000/2001(F)	2001/2002(F)	2002/2003(F)	2003/2004(F)	2004/2005(F)	2005/2006(F)	2006/2007(F)	2007/2008(P)	2008/2009(E)	Moyenne
BE										
BG										
CZ							1,000			<b>0,200</b>
DK										
DE				280,000			22,000	28,000		<b>36,667</b>
EE										
IE										
GR						377,000				<b>41,889</b>
ES										
FR	900,000	540,000	660,000	441,000	1.429,000	1.044,000	612,000	347,000	500,000	<b>719,222</b>
IT										
CY							5,210			<b>1,042</b>
LV										
LT										
LU										
HU						47,000	36,200			<b>16,640</b>
MT										
NL										
AT										
PL										
PT						120,000				<b>13,333</b>
RO										
SI										
SK										
FI										
SE										
GB										
<b>Total</b>	<b>900,000</b>	<b>540,000</b>	<b>660,000</b>	<b>721,000</b>	<b>1.429,000</b>	<b>1.588,000</b>	<b>676,410</b>	<b>375,000</b>	<b>500,000</b>	<b>821,046</b>

\* (F)Définitif; (P)Provisoire; (E)Prévisionnel; (N/A)Inconnu

Paramètres les plus utilisés dans le secteur Vin, par campagne et par Etat Membre

**Tous vins - Rubrique: Usages industriels - production de vinaigre - Source: DG AGRI - 1000 HL**

	2000/2001(F)	2001/2002(F)	2002/2003(F)	2003/2004(F)	2004/2005(F)	2005/2006(F)	2006/2007(F)	2007/2008(P)	2008/2009(E)	Moyenne
BE	6,000	6,000	6,000		6,000	6,000	6,000	6,000	6,000	5,333
BG										
CZ						1,000	1,000	1,000	1,000	0,800
DK										
DE	120,000	120,000	130,000		130,000	130,000	130,000	130,000	130,000	113,333
EE										
IE										
GR	50,000	50,000	50,000	50,000	72,000	72,000	61,000	61,000	61,000	58,556
ES	580,000	585,000	591,000	598,000	699,000	764,000	755,000	720,000	720,000	668,000
FR	250,000	205,000	218,000	215,000	217,000	162,000	151,000	58,000	58,000	170,444
IT	450,000	450,000	450,000	450,000	450,000	450,000	450,000	450,000	450,000	450,000
CY					1,000	5,000	8,400	12,000	12,000	7,680
LV										
LT										
LU										
HU					3,200	2,000				1,040
MT										
NL										
AT	7,000		5,000			6,500	5,600	5,600	5,600	3,922
PL										
PT	90,000	60,000	75,000	70,000	63,000	99,000	81,000	73,000	73,000	76,000
RO								87,000	87,000	87,000
SI										
SK										
FI										
SE										
GB										
<b>Total</b>	<b>1.553,000</b>	<b>1.476,000</b>	<b>1.525,000</b>	<b>1.383,000</b>	<b>1.641,200</b>	<b>1.697,500</b>	<b>1.649,000</b>	<b>1.603,600</b>	<b>1.603,600</b>	<b>1.570,211</b>

\* (F)Définitif; (P)Provisoire; (E)Prévisionnel; (N/A)Inconnu



Paramètres les plus utilisés dans le secteur Vin, par campagne et par Etat Membre

**Tous vins - Rubrique: Transformations - Source: DG AGRI - 1000 HL**

	2000/2001(F)	2001/2002(F)	2002/2003(F)	2003/2004(F)	2004/2005(F)	2005/2006(F)	2006/2007(F)	2007/2008(P)	2008/2009(E)	Moyenne
BE										
BG										
CZ						8,000	25,000	23,000	23,000	<b>15,800</b>
DK										
DE										
EE										
IE										
GR	50,000	50,000	50,000	50,000	50,000	50,000	50,000	50,000	50,000	<b>50,000</b>
ES	572,000	626,000	676,000	695,000	553,000	580,000	624,000	630,000	630,000	<b>620,667</b>
FR	215,000	228,000	250,000	221,000	207,000	169,000	166,000	166,000	166,000	<b>198,667</b>
IT	1.300,000	1.950,000	1.300,000	1.300,000	1.300,000	1.300,000	1.300,000	1.300,000	1.300,000	<b>1.372,222</b>
CY					20,000	4,000	4,154	5,000	5,000	<b>7,631</b>
LV										
LT										
LU										
HU					57,000	46,000	26,000	11,000	11,000	<b>30,200</b>
MT										
NL										
AT			1,300			1,500	1,000	1,000	1,000	<b>0,644</b>
PL					38,000	35,000	41,000	51,000	51,000	<b>43,200</b>
PT	70,000									<b>7,778</b>
RO								26,000	26,000	<b>26,000</b>
SI										
SK					99,870	49,000				<b>29,774</b>
FI										
SE										
GB										
<b>Total</b>	<b>2.207,000</b>	<b>2.854,000</b>	<b>2.277,300</b>	<b>2.266,000</b>	<b>2.324,870</b>	<b>2.242,500</b>	<b>2.237,154</b>	<b>2.263,000</b>	<b>2.263,000</b>	<b>2.326,092</b>

\* (F)Définitif; (P)Provisoire; (E)Prévisionnel; (N/A)Inconnu

Paramètres les plus utilisés dans le secteur Vin, par campagne et par Etat Membre

**Tous vins - Rubrique: Pertes - Source: DG AGRI - 1000 HL**

	2000/2001(F)	2001/2002(F)	2002/2003(F)	2003/2004(F)	2004/2005(F)	2005/2006(F)	2006/2007(F)	2007/2008(P)	2008/2009(E)	Moyenne
BE	10,000	10,000	10,000		10,000	10,000	10,000	10,000	10,000	8,889
BG										
CZ										
DK										
DE										
EE										
IE										
GR	60,000	60,000	60,000	60,000	60,000	60,000	60,000	60,000	60,000	60,000
ES	534,000	396,000	424,000	528,000	534,000	465,000	490,000	479,000	479,000	481,000
FR	333,000	200,000	190,000	209,000	209,000	180,000	252,000	206,000	206,000	220,556
IT	240,000	240,000	240,000	240,000	240,000	240,000	240,000	240,000	240,000	240,000
CY					1,000		0,560	0,560	0,560	0,536
LV					0,800			24,900	24,900	10,120
LT					2,700	2,000	2,200	2,400	2,400	2,340
LU										
HU					65,700	53,000	42,000	37,000	37,000	46,940
MT					1,100					0,220
NL	33,000		31,000		33,000	31,000	30,000	33,000	33,000	24,889
AT	51,000	39,000	26,000	54,000	54,000	22,700	22,600	27,000	27,000	35,922
PL					19,000	23,000	24,000	27,000	27,000	24,000
PT	50,000	20,000	20,000	20,000	19,000	19,000	19,000	18,000	18,000	22,556
RO								7,000	7,000	7,000
SI					18,000	17,000	15,000	17,000	17,000	16,800
SK					49,470	18,000		32,000	27,000	25,294
FI										
SE										
GB										0,667
<b>Total</b>	<b>1.311,000</b>	<b>971,000</b>	<b>1.001,000</b>	<b>1.111,000</b>	<b>1.316,770</b>	<b>1.140,700</b>	<b>1.207,360</b>	<b>620,860</b>	<b>615,860</b>	<b>1.032,839</b>

\* (F)Définitif; (P)Provisoire; (E)Prévisionnel; (N/A)Inconnu

Paramètres les plus utilisés dans le secteur Vin, par campagne et par Etat Membre

**Tous vins - Rubrique: Stocks finaux - Source: DG AGRI - 1000 HL**

	2000/2001(F)	2001/2002(F)	2002/2003(F)	2003/2004(F)	2004/2005(F)	2005/2006(F)	2006/2007(F)	2007/2008(P)	2008/2009(E)	Moyenne
BE	492,000	382,000	633,000	664,000	563,000	533,000	548,000	532,000	518,790	<b>540,643</b>
BG								1.418,114	1.081,376	<b>1.249,745</b>
CZ					553,300	477,000	491,000	1.602,990	2.638,188	<b>1.152,496</b>
DK	209,000	201,000	208,000	227,000	268,033	268,000	268,000	470,000	672,000	<b>310,115</b>
DE	16.500,000	14.770,000	14.285,000	12.640,000	13.163,000	12.802,000	12.264,000	12.523,000	12.476,730	<b>13.491,526</b>
EE					34,351	29,000	34,000	35,000	36,000	<b>33,670</b>
IE	109,000	55,000	146,000	115,273	150,000	150,000	248,000	277,000	306,000	<b>172,919</b>
GR	1.290,000	1.854,140	2.037,000	2.309,090	2.822,000	2.259,000	2.049,000	1.720,543	1.831,346	<b>2.019,124</b>
ES	34.807,000	32.091,000	31.502,000	34.443,000	37.565,000	33.470,000	33.817,000	34.168,000	35.901,935	<b>34.196,104</b>
FR	55.981,000	55.071,990	53.708,425	52.220,000	60.608,508	59.287,000	56.792,000	57.459,000	56.663,927	<b>56.421,317</b>
IT	37.009,000	34.876,000	32.840,910	37.481,273	43.350,476	41.990,000	41.120,000	41.719,445	42.365,255	<b>39.194,707</b>
CY					250,000	207,000	169,000	152,956	122,839	<b>180,359</b>
LV					15,000	55,000	46,500	52,000	-9,500	<b>31,800</b>
LT					79,245	50,000	70,500	83,829	97,158	<b>76,146</b>
LU	257,000	309,000	268,000	242,000	265,000	263,000	240,000	229,000	201,450	<b>252,717</b>
HU					3.961,000	2.750,000	2.055,500	2.257,000	2.577,677	<b>2.720,235</b>
MT					38,200	71,000	62,200	47,000	36,875	<b>51,055</b>
NL	540,000	400,860	377,000	415,141	405,000	506,000	512,000	475,000	438,965	<b>452,218</b>
AT	2.768,617	2.827,700	2.812,035	2.852,718	3.022,000	2.713,000	2.435,000	2.672,403	3.220,688	<b>2.813,796</b>
PL					53,000	45,000	57,000	78,000	99,000	<b>66,400</b>
PT	10.320,000	11.954,580	10.454,000	10.139,524	10.446,351	10.616,000	10.121,000	9.325,848	8.087,696	<b>10.162,778</b>
RO								1.474,594	2.913,678	<b>2.194,136</b>
SI					449,000	411,000	363,000	385,640	276,960	<b>377,120</b>
SK					490,800	410,000	416,000	431,831	556,594	<b>461,045</b>
FI	71,100	95,600	91,400	91,700	105,540	96,000	112,000	107,300	102,600	<b>97,027</b>
SE	176,000	241,000	205,000	296,000	367,220	423,000	253,000	240,000	227,000	<b>269,802</b>
GB	956,000	1.391,000	2.191,000	956,000	879,358	879,000	827,000	827,000	812,615	<b>1.079,886</b>
<b>Total</b>	<b>161.485,717</b>	<b>156.520,870</b>	<b>151.758,770</b>	<b>155.092,719</b>	<b>179.904,382</b>	<b>170.760,000</b>	<b>165.370,700</b>	<b>170.764,493</b>	<b>174.253,842</b>	<b>165.101,277</b>

\* (F)Définitif; (P)Provisoire; (E)Prévisionnel; (N/A)Inconnu

Paramètres les plus utilisés dans le secteur Vin, par campagne et par Etat Membre

**Tous vins - Rubrique: Stocks finaux - aux producteurs - Source: DG AGRI - 1000 HL**

	2000/2001(F)	2001/2002(F)	2002/2003(F)	2003/2004(F)	2004/2005(F)	2005/2006(F)	2006/2007(F)	2007/2008(P)	2008/2009(E)	Moyenne
BE		37,000	1,000	1,000	57,000	57,000	57,000	61,000	47,790	<b>35,421</b>
BG								1.418,114	1.081,376	<b>1.249,745</b>
CZ					375,000	233,000	256,000	968,952	2.004,150	<b>767,420</b>
DK	5,000			0,252	0,033				202,000	<b>23,032</b>
DE	9.496,000	8.179,000	8.092,000	6.758,000	7.043,000	6.783,000	6.145,000	6.550,000	6.503,730	<b>7.283,303</b>
EE									1,000	<b>0,200</b>
IE									29,000	<b>3,222</b>
GR	1.161,000	1.613,980	1.733,000	1.955,374	2.515,000	2.030,000	1.822,000	1.564,290	1.675,093	<b>1.785,526</b>
ES	29.296,000	26.599,000	26.250,000	28.415,000	32.550,000	28.306,000	29.061,000	29.898,000	31.631,935	<b>29.111,882</b>
FR	37.966,000	34.739,130	33.545,000	32.360,000	39.802,955	39.296,000	37.136,000	35.724,000	34.928,927	<b>36.166,446</b>
IT	27.255,297	24.573,000	22.588,809	23.639,763	30.212,135	28.511,000	27.173,000	26.745,673	27.391,483	<b>26.454,462</b>
CY					250,000	207,000	169,000	152,956	122,839	<b>180,359</b>
LV					5,000	7,000	7,000	41,000	-20,500	<b>7,900</b>
LT									13,329	<b>2,666</b>
LU	161,000	145,000	171,000	150,000	169,000	192,000	164,000	229,000	201,450	<b>175,828</b>
HU					3.961,000	1.018,000	822,000	677,000	997,677	<b>1.495,135</b>
MT					35,200	60,000	52,000	37,000	26,875	<b>42,215</b>
NL									-36,035	<b>-4,004</b>
AT	1.942,072	1.591,900	2.168,625	2.134,492	2.164,000	1.933,000	1.706,000	1.934,011	2.482,296	<b>2.006,266</b>
PL					26,000	22,000	11,000		21,000	<b>16,000</b>
PT	4.544,000	5.672,850	5.222,000	5.124,165	5.923,707	5.785,000	5.745,000	5.361,845	4.123,693	<b>5.278,029</b>
RO								1.448,325	2.887,409	<b>2.167,867</b>
SI					449,000	408,000	360,000	382,640	273,960	<b>374,720</b>
SK					328,610	329,000	383,000	362,228	486,991	<b>377,966</b>
FI									-4,700	<b>-0,522</b>
SE			3,000				4,000		-13,000	<b>-0,667</b>
GB		16,000	2.173,000	13,000			38,000	38,000	23,615	<b>255,735</b>
<b>Total</b>	<b>111.826,369</b>	<b>103.166,860</b>	<b>101.947,434</b>	<b>100.551,046</b>	<b>125.866,640</b>	<b>115.177,000</b>	<b>111.111,000</b>	<b>113.594,034</b>	<b>117.083,383</b>	<b>111.147,085</b>

\* (F)Définitif; (P)Provisoire; (E)Prévisionnel; (N/A)Inconnu

Paramètres les plus utilisés dans le secteur Vin, par campagne et par Etat Membre

**Tous vins - Rubrique: Stocks finaux - au commerce - Source: DG AGRI - 1000 HL**

	2000/2001(F)	2001/2002(F)	2002/2003(F)	2003/2004(F)	2004/2005(F)	2005/2006(F)	2006/2007(F)	2007/2008(P)	2008/2009(E)	Moyenne
BE	492,000	345,000	632,000	663,000	506,000	476,000	491,000	471,000	471,000	<b>505,222</b>
BG										
CZ					178,300	244,000	235,000	634,038	634,038	<b>385,075</b>
DK	204,000	201,000	208,000	226,748	268,000	268,000	268,000	470,000	470,000	<b>287,083</b>
DE	7.004,000	6.591,000	6.193,000	5.882,000	6.120,000	6.019,000	6.119,000	5.973,000	5.973,000	<b>6.208,222</b>
EE					34,351	29,000	34,000	35,000	35,000	<b>33,470</b>
IE	109,000	55,000	146,000	115,273	150,000	150,000	248,000	277,000	277,000	<b>169,697</b>
GR	129,000	240,160	304,000	353,716	307,000	229,000	227,000	156,253	156,253	<b>233,598</b>
ES	5.511,000	5.492,000	5.252,000	6.028,000	5.015,000	5.164,000	4.756,000	4.270,000	4.270,000	<b>5.084,222</b>
FR	18.015,000	20.332,860	20.163,425	19.860,000	20.805,553	19.991,000	19.656,000	21.735,000	21.735,000	<b>20.254,871</b>
IT	9.753,703	10.303,000	10.252,101	13.841,510	13.138,341	13.479,000	13.947,000	14.973,772	14.973,772	<b>12.740,244</b>
CY										
LV					10,000	48,000	39,500	11,000	11,000	<b>23,900</b>
LT					79,245	50,000	70,500	83,829	83,829	<b>73,481</b>
LU	96,000	164,000	97,000	92,000	96,000	71,000	76,000			<b>76,889</b>
HU						1.732,000	1.233,500	1.580,000	1.580,000	<b>1.225,100</b>
MT					3,000	11,000	10,200	10,000	10,000	<b>8,840</b>
NL	540,000	400,860	377,000	415,141	405,000	506,000	512,000	475,000	475,000	<b>456,222</b>
AT	826,545	1.235,800	643,410	718,226	858,000	780,000	729,000	738,392	738,392	<b>807,529</b>
PL					27,000	23,000	46,000	78,000	78,000	<b>50,400</b>
PT	5.776,000	6.281,730	5.232,000	5.015,359	4.522,644	4.831,000	4.376,000	3.964,003	3.964,003	<b>4.884,749</b>
RO								26,269	26,269	<b>26,269</b>
SI						3,000	3,000	3,000	3,000	<b>2,400</b>
SK					162,190	81,000	33,000	69,603	69,603	<b>83,079</b>
FI	71,100	95,600	91,400	91,700	105,540	96,000	112,000	107,300	107,300	<b>97,549</b>
SE	176,000	241,000	202,000	296,000	367,220	423,000	249,000	240,000	240,000	<b>270,469</b>
GB	956,000	1.375,000	18,000	943,000	879,358	879,000	789,000	789,000	789,000	<b>824,151</b>
<b>Total</b>	<b>49.659,348</b>	<b>53.354,010</b>	<b>49.811,336</b>	<b>54.541,673</b>	<b>54.037,742</b>	<b>55.583,000</b>	<b>54.259,700</b>	<b>57.170,459</b>	<b>57.170,459</b>	<b>53.954,192</b>

\* (F)Définitif; (P)Provisoire; (E)Prévisionnel; (N/A)Inconnu

Paramètres les plus utilisés dans le secteur Vin, par campagne et par Etat Membre

**Tous vins - Rubrique: Variation annuel des stocks - Source: DG AGRI - 1000 HL**

	2000/2001(F)	2001/2002(F)	2002/2003(F)	2003/2004(F)	2004/2005(F)	2005/2006(F)	2006/2007(F)	2007/2008(P)	2008/2009(E)	Moyenne
BE	26,000	-24,000	251,000	31,000	-101,000	-30,000	46,000	-16,000	-13,210	<b>18,866</b>
BG								-90,886	-336,738	<b>-213,812</b>
CZ					164,900	-76,300	13,600	1.111,990	1.035,198	<b>449,878</b>
DK	4,000			19,000	40,033	-0,033		202,000	202,000	<b>51,889</b>
DE	285,000	-1.730,000	-485,000	-1.645,000	523,000	-361,000	-538,000	259,000	-46,270	<b>-415,363</b>
EE					14,706	-5,351	4,000	1,000	1,000	<b>3,071</b>
IE	4,000		22,000	-30,727	34,727		98,000	29,000	29,000	<b>20,667</b>
GR	-179,000	-53,000	183,000	272,090	512,910	-563,000	-209,417	-328,457	110,803	<b>-28,230</b>
ES	7.520,000	-2.693,000	-589,000	2.941,000	3.122,000	-4.095,000	603,000	351,000	1.733,935	<b>988,215</b>
FR	4.701,000	-909,000	-1.363,575	-1.488,425	8.388,508	-1.321,508	-2.967,254	397,443	-795,073	<b>515,791</b>
IT	2.592,000	-2.133,000	-2.036,090	4.640,363	5.869,203	-1.360,476	-869,737	599,445	645,810	<b>883,058</b>
CY					71,184	-43,000	-37,683	-16,044	-30,117	<b>-11,132</b>
LV					-1,400	40,000	-8,800	5,500	-61,500	<b>-5,240</b>
LT					-27,212	-29,245	20,742	13,329	13,329	<b>-1,811</b>
LU	-7,000	-3,000	18,000	-26,000	23,000	-2,000	-23,000	-11,000	-27,550	<b>-6,506</b>
HU					829,000	-1.211,000	-920,500	201,500	320,677	<b>-156,065</b>
MT					-0,700	32,800	-6,400	-15,200	-10,125	<b>0,075</b>
NL	101,000	-16,120	-20,000	38,635	-10,635	101,000	5,917	-37,000	-36,035	<b>14,085</b>
AT	-51,383	20,510	-175,565	40,683	169,062	-309,000	-278,101	237,403	548,285	<b>22,433</b>
PL						-8,000	12,000	21,000	21,000	<b>9,200</b>
PT	1.406,116	1.640,600	-1.530,000	-314,476	306,827	169,649	-493,968	-795,152	-1.238,152	<b>-94,284</b>
RO								179,594	1.439,084	<b>809,339</b>
SI					108,630	-38,000	-48,000	22,640	-108,680	<b>-12,682</b>
SK					129,020	-80,800	7,000	15,831	124,763	<b>39,163</b>
FI	-1,200	82,600	-4,200	0,300	13,840	-9,540	15,500	-4,700	-4,700	<b>9,767</b>
SE	-123,000	65,000	-36,000	91,000	71,220	57,000	-170,600	-13,000	-13,000	<b>-7,931</b>
GB	-270,000	427,000	800,000	-1.235,000	-76,642		-52,000		-14,385	<b>-46,781</b>
<b>Total</b>	<b>16.007,533</b>	<b>-5.325,410</b>	<b>-4.965,430</b>	<b>3.334,443</b>	<b>20.174,181</b>	<b>-9.142,804</b>	<b>-5.797,701</b>	<b>2.320,236</b>	<b>3.489,349</b>	<b>2.232,711</b>

\* (F)Définitif; (P)Provisoire; (E)Prévisionnel; (N/A)Inconnu

Paramètres les plus utilisés dans le secteur Vin, par campagne et par Etat Membre

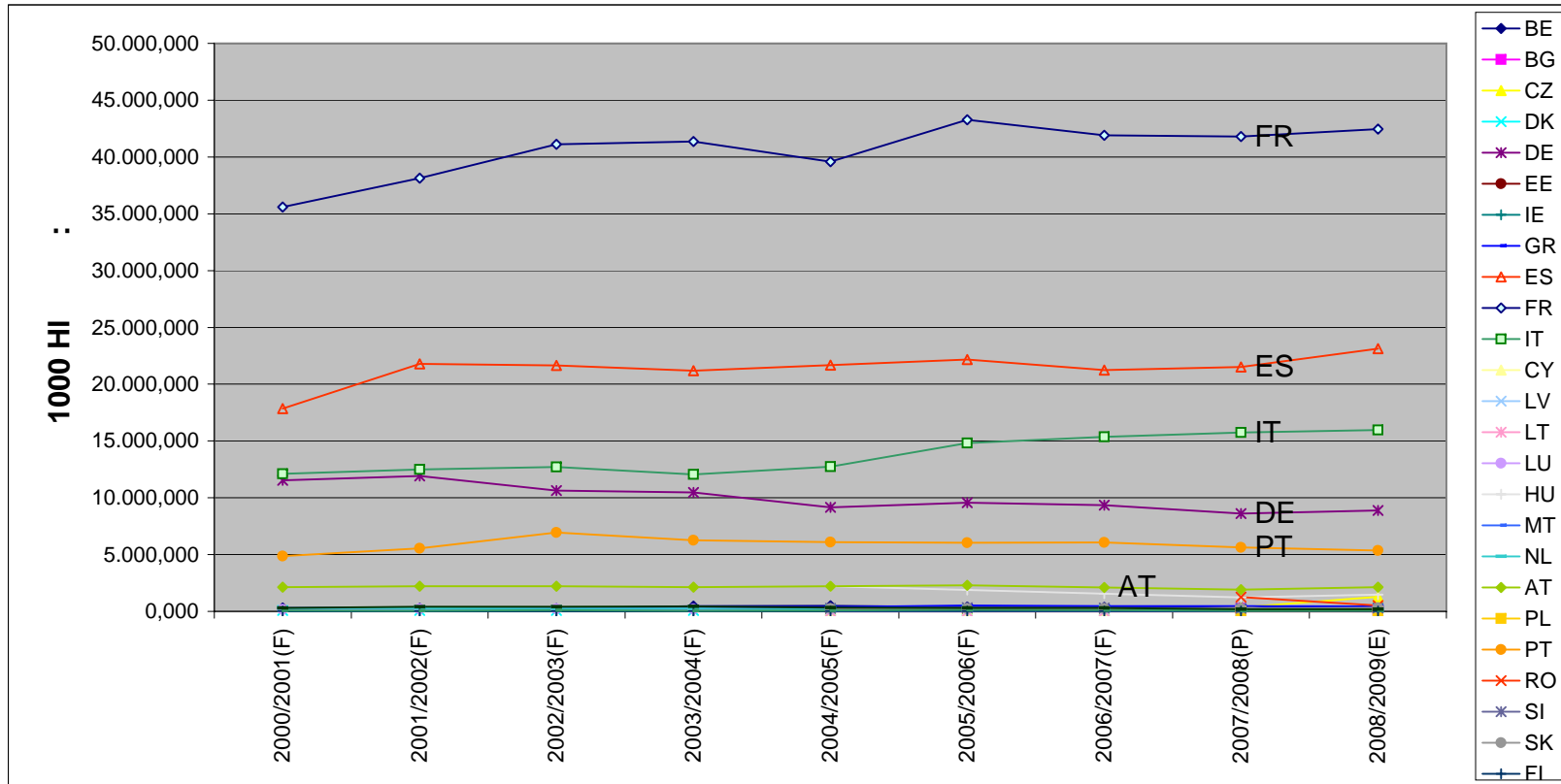
**Vins de qualité PRD - Rubrique: Stocks initiaux - Source: DG AGRI - 1000 HL**

	2000/2001(F)	2001/2002(F)	2002/2003(F)	2003/2004(F)	2004/2005(F)	2005/2006(F)	2006/2007(F)	2007/2008(P)	2008/2009(E)	Moyenne
BE	303,000	267,000	257,000	460,000	483,000	391,000	359,000	378,000	367,000	<b>362,778</b>
BG								235,000	138,461	<b>186,731</b>
CZ					144,300	193,700	90,400	361,000	1.278,591	<b>413,598</b>
DK	86,000	84,000	90,000	90,000	97,000	119,000	119,000	119,000	277,000	<b>120,111</b>
DE	11.535,000	11.916,000	10.628,000	10.480,000	9.157,000	9.565,000	9.349,000	8.602,000	8.887,000	<b>10.013,222</b>
EE					6,495	7,143	9,000	11,000	12,000	<b>9,128</b>
IE	33,000	33,000	33,000	43,000	33,700	27,000	27,000	210,000	235,000	<b>74,967</b>
GR	275,000	326,000	330,000	379,000	390,457	507,000	472,704	454,000	425,310	<b>395,497</b>
ES	17.863,000	21.799,000	21.659,000	21.181,000	21.681,000	22.164,000	21.233,000	21.522,000	23.124,000	<b>21.358,444</b>
FR	35.603,000	38.127,000	41.115,000	41.362,000	39.576,000	43.277,000	41.919,055	41.786,000	42.453,000	<b>40.579,784</b>
IT	12.109,000	12.480,990	12.714,000	12.046,498	12.747,852	14.822,000	15.353,648	15.756,000	15.971,135	<b>13.777,903</b>
CY					14,676	16,000	20,000	18,000	17,916	<b>17,318</b>
LV					2,100	8,000	22,000	18,000	22,000	<b>14,420</b>
LT					3,658	5,023	3,758	7,000	7,057	<b>5,299</b>
LU	157,034	219,000	219,000	200,000	190,000	213,000	225,000	177,000	169,000	<b>196,559</b>
HU					2.224,000	1.897,000	1.553,000	1.240,000	1.484,000	<b>1.679,600</b>
MT					18,400	18,400	15,300	14,000	10,000	<b>15,220</b>
NL	278,000	264,000	251,000	238,000	167,000	78,000	117,164	112,000	121,000	<b>180,685</b>
AT	2.122,000	2.210,900	2.210,800	2.123,100	2.219,303	2.303,000	2.105,728	1.908,000	2.122,687	<b>2.147,280</b>
PL								14,000	20,000	<b>6,800</b>
PT	4.875,000	5.543,000	6.939,000	6.264,000	6.086,258	6.052,323	6.068,416	5.640,000	5.360,102	<b>5.869,789</b>
RO								1.250,000	505,746	<b>877,873</b>
SI					267,004	338,000	313,000	284,000	301,286	<b>300,658</b>
SK					254,130	254,560	240,000	257,000	296,249	<b>260,388</b>
FI	34,700	32,000	39,800	33,500	31,700	28,800	25,000	33,000	33,700	<b>32,467</b>
SE	84,000	53,000	100,000	56,000	89,000	128,000	118,000	60,000	75,000	<b>84,778</b>
GB	301,000	417,000	412,000	434,000	321,000	292,000	292,000	192,000	192,000	<b>317,000</b>
<b>Total</b>	<b>85.658,734</b>	<b>93.771,890</b>	<b>96.997,600</b>	<b>95.390,098</b>	<b>96.205,033</b>	<b>102.704,949</b>	<b>100.050,173</b>	<b>100.658,000</b>	<b>103.906,240</b>	<b>97.260,302</b>

\* (F)Définitif; (P)Provisoire; (E)Prévisionnel; (N/A)Inconnu

Paramètres les plus utilisés dans le secteur Vin, par campagne et par Etat Membre

**Vins de qualité PRD - Rubrique: Stocks initiaux - Source: DG AGRI - 1000 HL**





Paramètres les plus utilisés dans le secteur Vin, par campagne et par Etat Membre

**Vins de qualité PRD - Rubrique: Stocks initiaux - aux producteurs - Source: DG AGRI - 1000 HL**

	2000/2001(F)	2001/2002(F)	2002/2003(F)	2003/2004(F)	2004/2005(F)	2005/2006(F)	2006/2007(F)	2007/2008(P)	2008/2009(E)	Moyenne
BE		1,000	1,000	1,000	1,000	32,000		34,000	38,000	<b>12,000</b>
BG								235,000	138,461	<b>186,731</b>
CZ					92,000	180,000	74,000	216,000	906,656	<b>293,731</b>
DK										
DE	8.568,000	8.828,000	7.631,000	7.645,000	6.412,000	6.641,000	6.405,000	5.833,000	6.186,000	<b>7.127,667</b>
EE										
IE										
GR	254,000	280,000	300,000	341,000	330,741	452,000	420,846	405,000	377,400	<b>351,221</b>
ES	17.863,000	18.765,000	18.651,000	18.333,000	18.025,000	19.189,000	18.744,000	18.741,000	20.501,000	<b>18.756,889</b>
FR	23.148,000	25.221,000	26.219,000	26.545,000	25.542,000	28.552,000	27.493,998	26.884,000	26.427,000	<b>26.225,778</b>
IT	10.030,000	9.243,340	9.262,000	8.806,352	8.774,842	10.804,438	11.348,064	11.644,000	11.489,343	<b>10.155,820</b>
CY					14,475	16,000	20,000	18,000	17,916	<b>17,278</b>
LV						4,000	5,200	5,000	14,000	<b>5,640</b>
LT										
LU	124,267	149,000	145,000	158,000	144,000	163,000	183,000	158,000	169,000	<b>154,807</b>
HU					2.024,000	1.897,000	1.553,000	496,000	444,000	<b>1.282,800</b>
MT					15,800	15,800	11,000	10,000	6,000	<b>11,720</b>
NL										
AT	1.570,000	1.600,700	1.333,800	1.705,900	1.707,785	1.736,000	1.554,828	1.392,000	1.576,657	<b>1.575,297</b>
PL								3,000		<b>0,600</b>
PT	2.004,000	2.544,000	3.010,000	3.135,000	3.121,800	3.355,685	3.296,636	2.989,000	2.976,394	<b>2.936,946</b>
RO								1.250,000	498,881	<b>874,441</b>
SI					267,004	338,000	313,000	284,000	301,286	<b>300,658</b>
SK					251,230	229,800	240,000	246,000	274,089	<b>248,224</b>
FI										
SE										
GB	297,000	1,000	409,000	2,000	5,000			10,000	10,000	<b>81,556</b>
<b>Total</b>	<b>63.858,267</b>	<b>66.633,040</b>	<b>66.961,800</b>	<b>66.672,252</b>	<b>66.728,677</b>	<b>73.605,723</b>	<b>71.662,572</b>	<b>70.853,000</b>	<b>72.352,083</b>	<b>68.814,157</b>

\* (F)Définitif; (P)Provisoire; (E)Prévisionnel; (N/A)Inconnu

Paramètres les plus utilisés dans le secteur Vin, par campagne et par Etat Membre

**Vins de qualité PRD - Rubrique: Stocks initiaux - au commerce - Source: DG AGRI - 1000 HL**

	2000/2001(F)	2001/2002(F)	2002/2003(F)	2003/2004(F)	2004/2005(F)	2005/2006(F)	2006/2007(F)	2007/2008(P)	2008/2009(E)	Moyenne
BE	303,000	266,000	256,000	459,000	482,000	359,000	359,000	344,000	329,000	<b>350,778</b>
BG										
CZ					52,300	13,700	16,400	145,000	371,935	<b>119,867</b>
DK	86,000	84,000	90,000	90,000	97,000	119,000	119,000	119,000	277,000	<b>120,111</b>
DE	2.967,000	3.088,000	2.997,000	2.835,000	2.745,000	2.924,000	2.944,000	2.769,000	2.701,000	<b>2.885,556</b>
EE					6,495	7,143	9,000	11,000	12,000	<b>9,128</b>
IE	33,000	33,000	33,000	43,000	33,700	27,000	27,000	210,000	235,000	<b>74,967</b>
GR	21,000	46,000	30,000	38,000	59,716	55,000	51,859	49,000	47,910	<b>44,276</b>
ES		3.034,000	3.008,000	2.848,000	3.656,000	2.975,000	2.489,000	2.781,000	2.623,000	<b>2.601,556</b>
FR	12.455,000	12.906,000	14.896,000	14.817,000	14.034,000	14.725,000	14.425,057	14.902,000	16.026,000	<b>14.354,006</b>
IT	2.079,000	3.237,650	3.452,000	3.240,146	3.973,010	4.017,562	4.005,584	4.112,000	4.481,792	<b>3.622,083</b>
CY					0,201					<b>0,040</b>
LV					2,100	4,000	16,800	13,000	8,000	<b>8,780</b>
LT					3,658	5,023	3,758	7,000	7,057	<b>5,299</b>
LU	32,767	70,000	74,000	42,000	46,000	50,000	42,000	19,000		<b>41,752</b>
HU					200,000			744,000	1.040,000	<b>396,800</b>
MT					2,600	2,600	4,300	4,000	4,000	<b>3,500</b>
NL	278,000	264,000	251,000	238,000	167,000	78,000	117,164	112,000	121,000	<b>180,685</b>
AT	552,000	610,200	877,000	417,200	511,518	567,000	550,900	516,000	546,030	<b>571,983</b>
PL								11,000	20,000	<b>6,200</b>
PT	2.871,000	2.999,000	3.929,000	3.129,000	2.964,458	2.696,638	2.771,780	2.651,000	2.383,708	<b>2.932,843</b>
RO									6,865	<b>3,433</b>
SI										
SK					2,900	24,760		11,000	22,160	<b>12,164</b>
FI	34,700	32,000	39,800	33,500	31,700	28,800	25,000	33,000	33,700	<b>32,467</b>
SE	84,000	53,000	100,000	56,000	89,000	128,000	118,000	60,000	75,000	<b>84,778</b>
GB	4,000	416,000	3,000	432,000	316,000	292,000	292,000	182,000	182,000	<b>235,444</b>
<b>Total</b>	<b>21.800,467</b>	<b>27.138,850</b>	<b>30.035,800</b>	<b>28.717,846</b>	<b>29.476,356</b>	<b>29.099,226</b>	<b>28.387,601</b>	<b>29.805,000</b>	<b>31.554,157</b>	<b>28.446,145</b>

\* (F)Définitif; (P)Provisoire; (E)Prévisionnel; (N/A)Inconnu

Paramètres les plus utilisés dans le secteur Vin, par campagne et par Etat Membre

**Vins de qualité PRD - Rubrique: Production Totale - Source: DG AGRI - 1000 HL**

	2000/2001(F)	2001/2002(F)	2002/2003(F)	2003/2004(F)	2004/2005(F)	2005/2006(F)	2006/2007(F)	2007/2008(P)	2008/2009(E)	Moyenne
BE		1,000	1,000		2,000	2,000	2,000	2,000	3,000	1,444
BG								70,000	65,588	67,794
CZ					470,000	308,000	305,000	648,000	723,600	490,920
DK										
DE	9.165,000	8.592,000	9.355,000	8.015,149	9.514,000	8.946,000	8.645,000	9.792,000	9.388,239	9.045,821
EE										
IE										
GR	292,000	338,000	249,000	384,000	401,000	334,000	377,000	310,000	345,000	336,667
ES	14.749,000	11.375,000	11.157,000	12.315,000	12.860,000	12.730,000	13.451,000	13.890,000	12.774,000	12.811,222
FR	27.769,000	26.832,000	25.165,000	22.381,000	27.907,000	25.037,000	24.811,000	23.682,000	22.265,000	25.094,333
IT	12.699,000	12.529,000	13.600,000	13.600,000	15.000,000	15.020,000	14.794,000	14.494,000	12.825,603	13.840,178
CY					5,640	5,000	7,000	7,000	2,000	5,328
LV								53,000		10,600
LT										
LU	119,000	125,000	139,000	123,085	153,000	135,000	130,000	142,000	130,000	132,898
HU					2.180,500	1.722,000	1.839,000	2.014,000	2.313,202	2.013,740
MT										
NL									1,000	0,111
AT	2.066,000	2.027,400	2.139,900	2.185,776	2.221,000	2.047,000	2.010,000	2.288,000	2.376,500	2.151,286
PL										
PT	3.253,393	4.148,000	2.934,000	3.148,502	3.287,000	3.360,000	3.321,000	2.836,000	2.915,000	3.244,766
RO								485,000	945,000	715,000
SI					895,000	709,000	498,000	640,000	526,000	653,600
SK					294,640	259,000	270,000	292,000	385,895	300,307
FI										
SE										
GB	2,000	2,000	1,100	6,751	12,554		10,000	10,000	5,000	5,489
<b>Total</b>	<b>70.114,393</b>	<b>65.969,400</b>	<b>64.741,000</b>	<b>62.159,263</b>	<b>75.203,334</b>	<b>70.614,000</b>	<b>70.470,000</b>	<b>71.655,000</b>	<b>67.989,627</b>	<b>68.768,446</b>

\* (F)Définitif; (P)Provisoire; (E)Prévisionnel; (N/A)Inconnu

Paramètres les plus utilisés dans le secteur Vin, par campagne et par Etat Membre

**Vins de qualité PRD - Rubrique: Production - sauf vinification - Source: DG AGRI - 1000 HL**

	2000/2001(F)	2001/2002(F)	2002/2003(F)	2003/2004(F)	2004/2005(F)	2005/2006(F)	2006/2007(F)	2007/2008(P)	2008/2009(E)	Moyenne
BE										
BG										
CZ										
DK										
DE				74,833						8,315
EE										
IE										
GR			3,000							0,333
ES										
FR										
IT										
CY										
LV										
LT										
LU										
HU										
MT										
NL										
AT										
PL										
PT										
RO										
SI										
SK										
FI										
SE										
GB										
<b>Total</b>			<b>3,000</b>	<b>74,833</b>						<b>8,648</b>

\* (F)Définitif; (P)Provisoire; (E)Prévisionnel; (N/A)Inconnu

Paramètres les plus utilisés dans le secteur Vin, par campagne et par Etat Membre

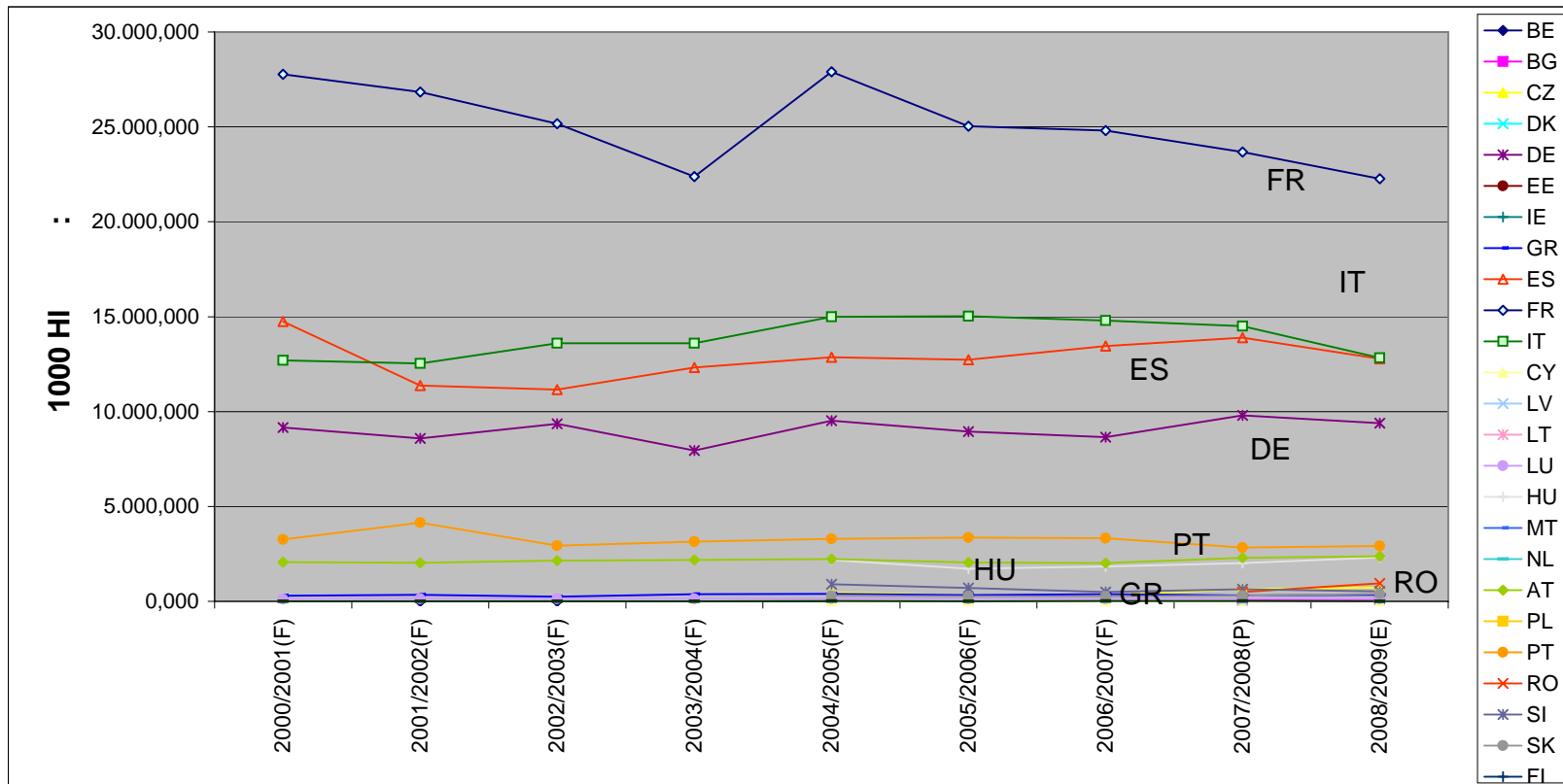
**Vins de qualité PRD - Rubique: Production utilisable - Source: DG AGRI - 1000 HL**

	2000/2001(F)	2001/2002(F)	2002/2003(F)	2003/2004(F)	2004/2005(F)	2005/2006(F)	2006/2007(F)	2007/2008(P)	2008/2009(E)	Moyenne
BE		1,000	1,000		2,000	2,000	2,000	2,000	3,000	<b>1,444</b>
BG								70,000	65,588	<b>67,794</b>
CZ					470,000	308,000	305,000	648,000	723,600	<b>490,920</b>
DK										
DE	9.165,000	8.592,000	9.355,000	7.940,316	9.514,000	8.946,000	8.645,000	9.792,000	9.388,239	<b>9.037,506</b>
EE										
IE										
GR	292,000	338,000	246,000	384,000	401,000	334,000	377,000	310,000	345,000	<b>336,333</b>
ES	14.749,000	11.375,000	11.157,000	12.315,000	12.860,000	12.730,000	13.451,000	13.890,000	12.774,000	<b>12.811,222</b>
FR	27.769,000	26.832,000	25.165,000	22.381,000	27.907,000	25.037,000	24.811,000	23.682,000	22.265,000	<b>25.094,333</b>
IT	12.699,000	12.529,000	13.600,000	13.600,000	15.000,000	15.020,000	14.794,000	14.494,000	12.825,603	<b>13.840,178</b>
CY					5,640	5,000	7,000	7,000	2,000	<b>5,328</b>
LV								53,000		<b>10,600</b>
LT										
LU	119,000	125,000	139,000	123,085	153,000	135,000	130,000	142,000	130,000	<b>132,898</b>
HU					2.180,500	1.722,000	1.839,000	2.014,000	2.313,202	<b>2.013,740</b>
MT										
NL									1,000	<b>0,111</b>
AT	2.066,000	2.027,400	2.139,900	2.185,776	2.221,000	2.047,000	2.010,000	2.288,000	2.376,500	<b>2.151,286</b>
PL										
PT	3.253,393	4.148,000	2.934,000	3.148,502	3.287,000	3.360,000	3.321,000	2.836,000	2.915,000	<b>3.244,766</b>
RO								485,000	945,000	<b>715,000</b>
SI					895,000	709,000	498,000	640,000	526,000	<b>653,600</b>
SK					294,640	259,000	270,000	292,000	385,895	<b>300,307</b>
FI										
SE										
GB	2,000	2,000	1,100	6,751	12,554		10,000	10,000	5,000	<b>5,489</b>
<b>Total</b>	<b>70.114,393</b>	<b>65.969,400</b>	<b>64.738,000</b>	<b>62.084,430</b>	<b>75.203,334</b>	<b>70.614,000</b>	<b>70.470,000</b>	<b>71.655,000</b>	<b>67.989,627</b>	<b>68.759,798</b>

\* (F)Définitif; (P)Provisoire; (E)Prévisionnel; (N/A)Inconnu

Paramètres les plus utilisés dans le secteur Vin, par campagne et par Etat Membre

Vins de qualité PRD - Rubrique: Production utilisable - Source: DG AGRI - 1000 HL



Paramètres les plus utilisés dans le secteur Vin, par campagne et par Etat Membre

**Vins de qualité PRD - Rubrique: Importations - intra et extra volume (HI) - Source: DG AGRI - 1000 HL**

	2000/2001(F)	2001/2002(F)	2002/2003(F)	2003/2004(F)	2004/2005(F)	2005/2006(F)	2006/2007(F)	2007/2008(P)	2008/2009(E)	Moyenne
BE	1.614,000	1.742,000	1.678,030	1.757,000	1.528,000	1.879,000	1.973,000	2.139,000	2.139,000	<b>1.827,670</b>
BG								12,000	12,000	<b>12,000</b>
CZ					147,000	148,000	158,000	200,000	200,000	<b>170,600</b>
DK	914,000	946,000	880,942	834,000	659,000	661,000	607,000	636,000	636,000	<b>752,660</b>
DE	4.067,000	4.194,000	4.330,957	4.004,000	4.270,000	4.674,000	4.417,000	4.331,000	4.331,000	<b>4.290,995</b>
EE					44,000	44,000	60,000	70,000	70,000	<b>57,600</b>
IE		145,200	137,022	157,000	191,000	193,000	208,000	255,000	255,000	<b>171,247</b>
GR	23,000	19,000	26,417	28,000	37,000	50,000	42,000	42,000	42,000	<b>34,380</b>
ES	43,000	154,000	82,800	75,000	95,000	90,000	131,000	133,000	133,000	<b>104,089</b>
FR	864,000	1.240,000	910,109	751,000	1.001,000	901,000	867,000	1.007,000	1.007,000	<b>949,790</b>
IT	125,000	378,000	184,955	187,000	210,000	210,000	182,000	296,000	296,000	<b>229,884</b>
CY					9,000	9,000	13,000	14,000	14,000	<b>11,800</b>
LV					31,000	51,000	101,000	100,000	100,000	<b>76,600</b>
LT					25,000	29,000	46,000	69,000	69,000	<b>47,600</b>
LU	118,000	138,000	122,126	131,000	137,000	124,000	166,000	364,000	364,000	<b>184,903</b>
HU					38,000	51,000	91,000	104,000	104,000	<b>77,600</b>
MT					15,000	14,000	17,000	21,000	21,000	<b>17,600</b>
NL	1.305,000	1.276,800	1.457,329	1.349,000	1.519,000	1.551,000	1.570,000	1.651,000	1.651,000	<b>1.481,125</b>
AT	174,300	306,300	276,488	311,000	390,000	391,000	354,000	354,000	354,000	<b>323,454</b>
PL					135,000	143,000	188,000	224,000	224,000	<b>182,800</b>
PT	137,761	100,000	85,106	69,000	87,000	78,000	91,000	93,000	93,000	<b>92,652</b>
RO								77,000	77,000	<b>77,000</b>
SI					5,000	8,000	15,000	15,000	15,000	<b>11,600</b>
SK					30,000	51,000	49,000	99,000	99,000	<b>65,600</b>
FI	99,000	177,300	182,230	168,000	178,000	185,000	204,000	198,000	198,000	<b>176,614</b>
SE	518,000	534,000	449,798	403,000	444,000	433,000	494,000	510,000	510,000	<b>477,311</b>
GB	3.062,000	3.462,000	3.822,328	3.843,000	4.108,000	4.111,000	3.663,000	3.822,000	3.822,000	<b>3.746,148</b>
<b>Total</b>	<b>13.064,061</b>	<b>14.812,600</b>	<b>14.626,638</b>	<b>14.067,000</b>	<b>15.333,000</b>	<b>16.079,000</b>	<b>15.707,000</b>	<b>16.836,000</b>	<b>16.836,000</b>	<b>15.262,367</b>

\* (F)Définitif; (P)Provisoire; (E)Prévisionnel; (N/A)Inconnu

Paramètres les plus utilisés dans le secteur Vin, par campagne et par Etat Membre

**Vins de qualité PRD - Rubrique: Importations - volume extra de l'UE (HI) - Source: DG AGRI - 1000 HL**

	2000/2001(F)	2001/2002(F)	2002/2003(F)	2003/2004(F)	2004/2005(F)	2005/2006(F)	2006/2007(F)	2007/2008(P)	2008/2009(E)	Moyenne
BE								7,000	7,000	1,556
BG										
CZ								4,000	4,000	1,600
DK								35,000	35,000	7,778
DE								12,000	12,000	2,667
EE								4,000	4,000	1,600
IE								6,000	6,000	1,333
GR								1,000	1,000	0,222
ES								3,000	3,000	0,667
FR								10,000	10,000	39,667
IT								2,000	2,000	0,444
CY										
LV								3,000	3,000	1,200
LT								1,000	1,000	0,400
LU										
HU										
MT								1,000	1,000	0,400
NL								10,000	10,000	2,222
AT								1,000	1,000	0,289
PL								12,000	12,000	4,800
PT								2,000	2,000	0,444
RO								39,000	39,000	39,000
SI										
SK										
FI								8,000	8,000	1,778
SE								7,000	7,000	1,556
GB								148,000	148,000	32,889
<b>Total</b>								<b>316,000</b>	<b>316,000</b>	<b>107,733</b>

\* (F)Définitif; (P)Provisoire; (E)Prévisionnel; (N/A)Inconnu



Paramètres les plus utilisés dans le secteur Vin, par campagne et par Etat Membre

**Vins de qualité PRD - Rubrique: Importations - Intra UE - Source: DG AGRI - 1000 HL**

	2000/2001(F)	2001/2002(F)	2002/2003(F)	2003/2004(F)	2004/2005(F)	2005/2006(F)	2006/2007(F)	2007/2008(P)	2008/2009(E)	Moyenne
BE	1.614,000	1.742,000	1.678,030	1.757,000	1.528,000	1.879,000	1.973,000	2.132,000	2.132,000	<b>1.826,114</b>
BG								12,000	12,000	<b>12,000</b>
CZ					147,000	148,000	158,000	196,000	196,000	<b>169,000</b>
DK	914,000	946,000	880,942	834,000	659,000	661,000	607,000	601,000	601,000	<b>744,882</b>
DE	4.067,000	4.194,000	4.330,957	4.004,000	4.270,000	4.674,000	4.417,000	4.319,000	4.319,000	<b>4.288,329</b>
EE					44,000	44,000	60,000	66,000	66,000	<b>56,000</b>
IE		145,200	137,022	157,000	191,000	193,000	208,000	249,000	249,000	<b>169,914</b>
GR	23,000	19,000	26,417	28,000	37,000	50,000	42,000	41,000	41,000	<b>34,157</b>
ES	43,000	154,000	82,800	75,000	95,000	90,000	131,000	130,000	130,000	<b>103,422</b>
FR	527,000	1.240,000	910,109	751,000	1.001,000	901,000	867,000	997,000	997,000	<b>910,123</b>
IT	125,000	378,000	184,955	187,000	210,000	210,000	182,000	294,000	294,000	<b>229,439</b>
CY					9,000	9,000	13,000	14,000	14,000	<b>11,800</b>
LV					31,000	51,000	101,000	97,000	97,000	<b>75,400</b>
LT					25,000	29,000	46,000	68,000	68,000	<b>47,200</b>
LU	118,000	138,000	122,126	131,000	137,000	124,000	166,000	364,000	364,000	<b>184,903</b>
HU					38,000	51,000	91,000	104,000	104,000	<b>77,600</b>
MT					15,000	14,000	17,000	20,000	20,000	<b>17,200</b>
NL	1.305,000	1.276,800	1.457,329	1.349,000	1.519,000	1.551,000	1.570,000	1.641,000	1.641,000	<b>1.478,903</b>
AT	174,000	306,000	276,488	311,000	390,000	391,000	354,000	353,000	353,000	<b>323,165</b>
PL					135,000	143,000	188,000	212,000	212,000	<b>178,000</b>
PT	137,761	100,000	85,106	69,000	87,000	78,000	91,000	91,000	91,000	<b>92,207</b>
RO								38,000	38,000	<b>38,000</b>
SI					5,000	8,000	15,000	15,000	15,000	<b>11,600</b>
SK					30,000	51,000	49,000	99,000	99,000	<b>65,600</b>
FI	99,000	177,300	182,230	168,000	178,000	185,000	204,000	190,000	190,000	<b>174,837</b>
SE	518,000	534,000	449,798	403,000	444,000	433,000	494,000	503,000	503,000	<b>475,755</b>
GB	3.062,000	3.462,000	3.822,328	3.843,000	4.108,000	4.111,000	3.663,000	3.674,000	3.674,000	<b>3.713,259</b>
<b>Total</b>	<b>12.726,761</b>	<b>14.812,300</b>	<b>14.626,638</b>	<b>14.067,000</b>	<b>15.333,000</b>	<b>16.079,000</b>	<b>15.707,000</b>	<b>16.520,000</b>	<b>16.520,000</b>	<b>15.154,633</b>

\* (F)Définitif; (P)Provisoire; (E)Prévisionnel; (N/A)Inconnu

Paramètres les plus utilisés dans le secteur Vin, par campagne et par Etat Membre

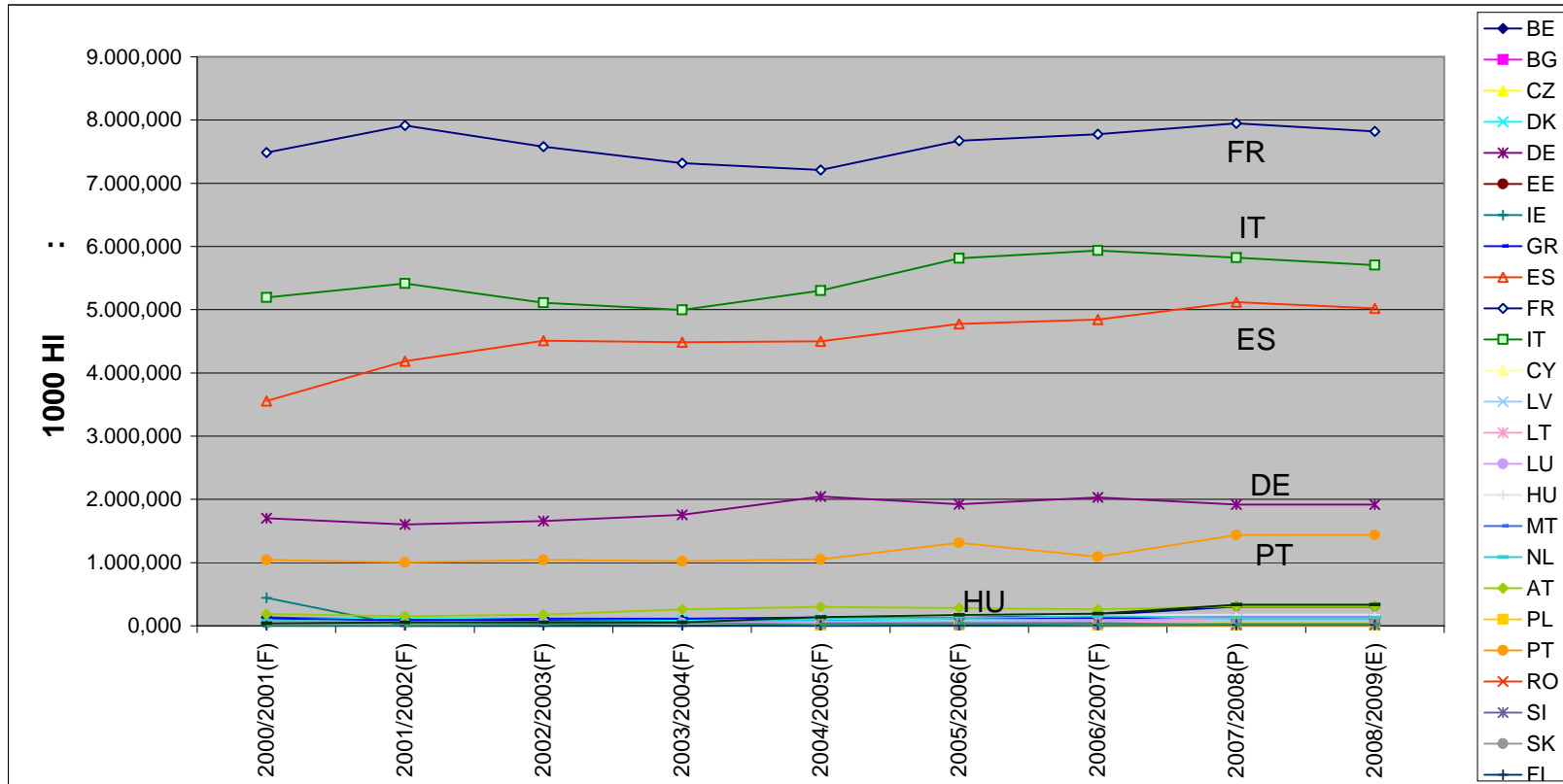
**Vins de qualité PRD - Rubrique: Exportations - Intra et Extra en volume (hl) - Source: DG AGRI - 1000 HL**

	2000/2001(F)	2001/2002(F)	2002/2003(F)	2003/2004(F)	2004/2005(F)	2005/2006(F)	2006/2007(F)	2007/2008(P)	2008/2009(E)	Moyenne
BE	135,000	96,200	85,059	88,000	95,000	123,000	170,000	303,000	303,000	<b>155,362</b>
BG								98,000	98,000	<b>98,000</b>
CZ					7,000	6,000	13,000	43,000	43,000	<b>22,400</b>
DK	112,000	127,000	108,626	94,000	96,000	104,000	107,000	93,000	93,000	<b>103,847</b>
DE	1.702,000	1.603,000	1.657,528	1.755,000	2.046,000	1.923,000	2.032,000	1.916,000	1.916,000	<b>1.838,948</b>
EE					3,000	7,000	23,000	16,000	16,000	<b>13,000</b>
IE	441,000	0,800	0,800	2,000	1,000	5,000	2,000	6,000	6,000	<b>51,622</b>
GR	120,000	84,000	114,681	111,000	135,000	123,000	122,000	134,000	134,000	<b>119,742</b>
ES	3.555,000	4.186,000	4.510,291	4.487,000	4.501,000	4.773,000	4.846,000	5.122,000	5.022,000	<b>4.555,810</b>
FR	7.486,000	7.915,000	7.577,576	7.316,000	7.209,000	7.672,000	7.773,000	7.947,000	7.818,800	<b>7.634,931</b>
IT	5.193,000	5.414,000	5.108,119	4.995,000	5.304,000	5.811,000	5.935,000	5.825,000	5.704,150	<b>5.476,585</b>
CY					2,000	2,000	3,000	2,000	2,000	<b>2,200</b>
LV					13,000	83,000	87,000	77,000	77,000	<b>67,400</b>
LT					9,000	14,000	10,000	129,000	129,000	<b>58,200</b>
LU	36,000	51,000	54,369	43,000	61,000	57,000	77,000	131,000	131,000	<b>71,263</b>
HU					145,000	180,000	169,000	176,000	176,000	<b>169,200</b>
MT					1,000	1,000	1,000	1,000	1,000	<b>1,000</b>
NL	82,500	56,900	55,703	62,000	122,000	121,000	152,000	126,000	126,000	<b>100,456</b>
AT	189,000	154,200	175,398	259,000	298,000	279,000	261,000	310,000	310,000	<b>248,400</b>
PL					8,000	5,000	7,000	5,000	5,000	<b>6,000</b>
PT	1.044,275	1.003,100	1.042,396	1.021,000	1.054,000	1.311,000	1.090,000	1.436,000	1.436,000	<b>1.159,752</b>
RO								19,000	19,000	<b>19,000</b>
SI					38,000	41,000	46,000	17,000	17,000	<b>31,800</b>
SK					14,000	7,000	8,000	40,000	40,000	<b>21,800</b>
FI	1,200	1,400	1,700	2,000	3,000	5,000	10,000	14,000	14,000	<b>5,811</b>
SE	8,000	11,900	23,400	48,000	19,000	37,000	19,000	23,000	23,000	<b>23,589</b>
GB	39,000	54,500	52,856	56,000	140,000	171,000	192,000	334,000	334,000	<b>152,595</b>
<b>Total</b>	<b>20.143,975</b>	<b>20.759,000</b>	<b>20.568,502</b>	<b>20.339,000</b>	<b>21.324,000</b>	<b>22.861,000</b>	<b>23.155,000</b>	<b>24.343,000</b>	<b>23.993,950</b>	<b>21.943,047</b>

\* (F)Définitif; (P)Provisoire; (E)Prévisionnel; (N/A)Inconnu

Paramètres les plus utilisés dans le secteur Vin, par campagne et par Etat Membre

Vins de qualité PRD - Rubrique: Exportations - Intra et Extra en volume (hl) - Source: DG AGRI - 1000 HL



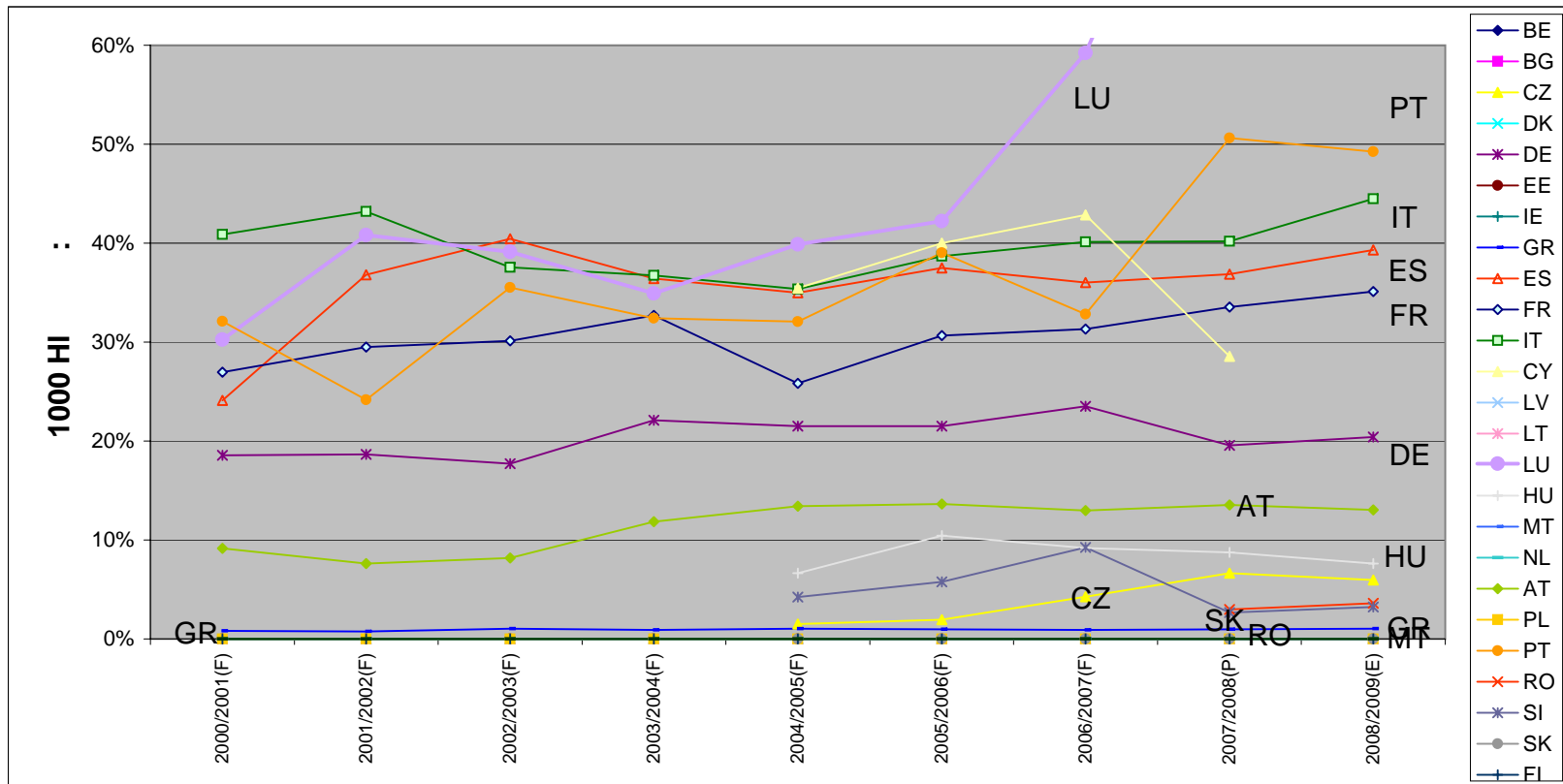
Paramètres les plus utilisés dans le secteur Vin, par campagne et par Etat Membre

Vins de qualité PRD - Rubrique: Exportations - Intra et Extra en volume (hl) par rapport à la production vinifiée - Source: DG AGRI - en %										
	2000/2001(F)	2001/2002(F)	2002/2003(F)	2003/2004(F)	2004/2005(F)	2005/2006(F)	2006/2007(F)	2007/2008(P)	2008/2009(E)	Moyenne
BE	-	-	-	-	-	-	-	-	-	-
BG								140%	149%	145%
CZ					1%	2%	4%	7%	6%	5%
DK	-	-	-	-	-	-	-	-	-	-
DE	19%	19%	18%	22%	22%	21%	24%	20%	20%	20%
EE	-	-	-	-	-	-	-	-	-	-
IE	-	-	-	-	-	-	-	-	-	-
GR	1%	1%	1%	1%	1%	1%	1%	1%	1%	1%
ES	24%	37%	40%	36%	35%	37%	36%	37%	39%	36%
FR	27%	29%	30%	33%	26%	31%	31%	34%	35%	30%
IT	41%	43%	38%	37%	35%	39%	40%	40%	44%	40%
CY					35%	40%	43%	29%		41%
LV	-	-	-	-	-	-	-	-	-	-
LT	-	-	-	-	-	-	-	-	-	-
LU	30%	41%	39%	35%	40%	42%	59%	92%		54%
HU					7%	10%	9%	9%	8%	8%
MT					-	-	-	-	-	-
NL	-	-	-	-	-	-	-	-	-	-
AT	9%	8%	8%	12%	13%	14%	13%	14%	13%	12%
PL	-	-	-	-	-	-	-	-	-	-
PT	32%	24%	36%	32%	32%	39%	33%	51%	49%	36%
RO								3%	4%	3%
SI					4%	6%	9%	3%	3%	5%
SK					-	-	-	-	-	-
FI	-	-	-	-	-	-	-	-	-	-
SE	-	-	-	-	-	-	-	-	-	-
GB	-	-	-	-	-	-	-	-	-	-
<b>Total</b>	<b>29%</b>	<b>31%</b>	<b>32%</b>	<b>33%</b>	<b>28%</b>	<b>32%</b>	<b>33%</b>	<b>34%</b>	<b>35%</b>	<b>32%</b>

\* (F)Définitif; (P)Provisoire; (E)Prévisionnel; (N/A)Inconnu

Paramètres les plus utilisés dans le secteur Vin, par campagne et par Etat Membre

Vins de qualité - Rubrique: Exportations - Intra et Extra en volume (hl)  
par rapport à la production vinifiée - Source: DG AGRI - en %



Paramètres les plus utilisés dans le secteur Vin, par campagne et par Etat Membre

**Vins de qualité PRD - Rubrique: Exportations - extra UE en Volume (hl) - Source: DG AGRI - 1000 HL**

	2000/2001(F)	2001/2002(F)	2002/2003(F)	2003/2004(F)	2004/2005(F)	2005/2006(F)	2006/2007(F)	2007/2008(P)	2008/2009(E)	Moyenne
BE	10,000	6,200	3,784	4,000	5,000	7,000	30,000	180,000	180,000	<b>47,332</b>
BG								38,000	38,000	<b>38,000</b>
CZ					4,000	1,000	2,000			<b>1,400</b>
DK	7,000	8,000	9,828	10,000	12,000	12,000	16,000	14,000	14,000	<b>11,425</b>
DE	487,000	490,000	491,909	522,000	506,000	557,000	703,000	689,000	689,000	<b>570,545</b>
EE						3,000	18,000	9,000	9,000	<b>7,800</b>
IE		0,500	0,100	1,000						<b>0,178</b>
GR	13,000	8,000	9,308	15,000	19,000	10,000	14,000	15,000	15,000	<b>13,145</b>
ES	751,000	658,000	899,361	964,000	753,000	1.122,000	1.215,000	1.242,000	1.142,000	<b>971,818</b>
FR	2.267,000	2.442,000	2.285,073	2.340,000	2.320,000	2.439,000	2.583,000	2.564,000	2.435,800	<b>2.408,430</b>
IT	1.988,000	2.090,000	1.971,137	2.102,000	1.992,000	2.158,000	2.373,000	2.417,000	2.296,150	<b>2.154,143</b>
CY					1,000	1,000	2,000	1,000	1,000	<b>1,200</b>
LV					5,000	72,000	75,000	66,000	66,000	<b>56,800</b>
LT					1,000	8,000	2,000	113,000	113,000	<b>47,400</b>
LU			1,338		1,000			57,000	57,000	<b>12,926</b>
HU					36,000	25,000	21,000	26,000	26,000	<b>26,800</b>
MT							1,000			<b>0,200</b>
NL	39,000	13,100	14,950	13,000	23,000	23,000	51,000	35,000	35,000	<b>27,450</b>
AT	7,000	9,200	14,794	27,000	38,000	22,000	22,000	27,000	27,000	<b>21,555</b>
PL						1,000		1,000	1,000	<b>0,600</b>
PT	201,000	190,000	199,131	209,000	220,000	233,000	275,000	295,000	295,000	<b>235,237</b>
RO								1,000	1,000	<b>1,000</b>
SI					36,000	33,000	28,000	8,000	8,000	<b>22,600</b>
SK					4,000					<b>0,800</b>
FI	1,000	1,400	1,600	2,000		1,000		1,000	1,000	<b>1,000</b>
SE	6,000	9,900	19,600	41,000		28,000	7,000	5,000	5,000	<b>13,500</b>
GB	17,000	20,900	19,506	22,000	15,000	27,000	16,000	18,000	18,000	<b>19,267</b>
<b>Total</b>	<b>5.794,000</b>	<b>5.947,200</b>	<b>5.941,416</b>	<b>6.272,000</b>	<b>5.991,000</b>	<b>6.783,000</b>	<b>7.454,000</b>	<b>7.822,000</b>	<b>7.472,950</b>	<b>6.608,618</b>

\* (F)Définitif; (P)Provisoire; (E)Prévisionnel; (N/A)Inconnu

Paramètres les plus utilisés dans le secteur Vin, par campagne et par Etat Membre

**Vins de qualité PRD - Rubrique: Exportations intra UE en volume (hl) - Source: DG AGRI - 1000 HL**

	2000/2001(F)	2001/2002(F)	2002/2003(F)	2003/2004(F)	2004/2005(F)	2005/2006(F)	2006/2007(F)	2007/2008(P)	2008/2009(E)	Moyenne
BE	125,000	90,000	81,275	84,000	90,000	116,000	140,000	123,000	123,000	<b>108,031</b>
BG								60,000	60,000	<b>60,000</b>
CZ					3,000	5,000	11,000	43,000	43,000	<b>21,000</b>
DK	105,000	119,000	98,798	84,000	84,000	92,000	91,000	79,000	79,000	<b>92,422</b>
DE	1.215,000	1.113,000	1.165,619	1.233,000	1.540,000	1.366,000	1.329,000	1.227,000	1.227,000	<b>1.268,402</b>
EE					3,000	4,000	5,000	7,000	7,000	<b>5,200</b>
IE	441,000	0,300	0,700	1,000	1,000	5,000	2,000	6,000	6,000	<b>51,444</b>
GR	107,000	76,000	105,374	96,000	116,000	113,000	108,000	119,000	119,000	<b>106,597</b>
ES	2.804,000	3.528,000	3.610,930	3.523,000	3.748,000	3.651,000	3.631,000	3.880,000	3.880,000	<b>3.583,992</b>
FR	5.219,000	5.473,000	5.292,503	4.976,000	4.889,000	5.233,000	5.190,000	5.383,000	5.383,000	<b>5.226,500</b>
IT	3.205,000	3.324,000	3.136,982	2.893,000	3.312,000	3.653,000	3.562,000	3.408,000	3.408,000	<b>3.322,442</b>
CY					1,000	1,000	1,000	1,000	1,000	<b>1,000</b>
LV					8,000	11,000	12,000	11,000	11,000	<b>10,600</b>
LT					8,000	6,000	8,000	16,000	16,000	<b>10,800</b>
LU	36,000	51,000	53,031	43,000	60,000	57,000	77,000	74,000	74,000	<b>58,337</b>
HU					109,000	155,000	148,000	150,000	150,000	<b>142,400</b>
MT					1,000	1,000		1,000	1,000	<b>0,800</b>
NL	43,500	43,800	40,754	49,000	99,000	98,000	101,000	91,000	91,000	<b>73,006</b>
AT	182,000	145,000	160,605	232,000	260,000	257,000	239,000	283,000	283,000	<b>226,845</b>
PL					8,000	4,000	7,000	4,000	4,000	<b>5,400</b>
PT	843,275	813,100	843,265	812,000	834,000	1.078,000	815,000	1.141,000	1.141,000	<b>924,516</b>
RO								18,000	18,000	<b>18,000</b>
SI					2,000	8,000	18,000	9,000	9,000	<b>9,200</b>
SK					10,000	7,000	8,000	40,000	40,000	<b>21,000</b>
FI	0,200		0,100		3,000	4,000	10,000	13,000	13,000	<b>4,811</b>
SE	2,000	2,000	3,800	7,000	19,000	9,000	12,000	18,000	18,000	<b>10,089</b>
GB	22,000	33,600	33,350	34,000	125,000	144,000	176,000	316,000	316,000	<b>133,328</b>
<b>Total</b>	<b>14.349,975</b>	<b>14.811,800</b>	<b>14.627,086</b>	<b>14.067,000</b>	<b>15.333,000</b>	<b>16.078,000</b>	<b>15.701,000</b>	<b>16.521,000</b>	<b>16.521,000</b>	<b>15.334,429</b>

\* (F)Définitif; (P)Provisoire; (E)Prévisionnel; (N/A)Inconnu

Paramètres les plus utilisés dans le secteur Vin, par campagne et par Etat Membre

**Vins de qualité PRD - Rubrique: Utilisation domestique totale - Source: DG AGRI - 1000 HL**

	2000/2001(F)	2001/2002(F)	2002/2003(F)	2003/2004(F)	2004/2005(F)	2005/2006(F)	2006/2007(F)	2007/2008(P)	2008/2009(E)	Moyenne
BE	1.463,000	1.656,800	1.390,972	1.646,000	1.527,000	1.785,000	1.786,000	1.849,000	1.849,105	<b>1.661,431</b>
BG								80,539	82,835	<b>81,687</b>
CZ					560,600	553,700	179,400	-112,591	-87,265	<b>218,769</b>
DK	799,000	819,000	772,316	733,000	541,000	557,000	500,000	385,000	385,000	<b>610,146</b>
DE	11.149,000	12.471,000	12.176,429	11.512,316	11.330,000	11.913,000	11.777,000	11.922,000	12.250,588	<b>11.833,481</b>
EE					40,352	35,143	35,000	53,000	53,000	<b>43,299</b>
IE		144,000	126,222	164,300	196,700	188,000	23,000	224,000	224,000	<b>143,358</b>
GR	220,000	268,840	108,736	289,543	186,457	295,000	315,704	246,690	258,765	<b>243,304</b>
ES	7.301,000	7.483,000	7.207,509	7.403,000	7.971,000	8.479,000	8.447,000	7.299,000	7.088,040	<b>7.630,950</b>
FR	18.623,000	17.169,000	18.250,534	17.602,000	17.998,000	19.624,000	18.038,055	16.075,000	15.502,988	<b>17.653,620</b>
IT	7.259,000	7.260,000	9.344,338	8.090,646	7.831,852	8.887,000	8.638,648	8.749,865	9.926,202	<b>8.443,061</b>
CY					11,316	3,000	19,000	19,084	19,154	<b>14,311</b>
LV					12,100	-46,000	18,000	72,000	72,000	<b>25,620</b>
LT					14,635	16,023	32,758	-60,057	-60,057	<b>-11,340</b>
LU	220,000	212,000	225,758	221,085	206,000	190,000	267,000	383,000	387,550	<b>256,933</b>
HU					2.400,500	1.953,000	2.073,600	1.698,000	1.777,962	<b>1.980,612</b>
MT					14,100	16,400	17,300	24,000	24,000	<b>19,160</b>
NL	1.252,500	1.240,840	1.414,625	1.358,000	1.486,000	1.391,000	1.423,164	1.516,000	1.516,000	<b>1.399,792</b>
AT	1.967,275	2.264,800	2.328,690	2.141,573	2.229,303	2.356,000	2.300,728	2.117,313	2.200,491	<b>2.211,797</b>
PL					127,000	138,000	167,000	213,000	213,000	<b>171,600</b>
PT	1.678,000	1.862,860	2.651,710	2.374,244	2.353,935	2.110,323	2.750,416	1.772,898	1.615,898	<b>2.130,032</b>
RO								1.287,254	1.320,329	<b>1.303,792</b>
SI					791,004	701,000	496,000	620,714	639,124	<b>649,568</b>
SK					310,210	317,560	294,000	311,751	325,257	<b>311,756</b>
FI	98,000	167,700	186,830	167,800	177,900	181,800	186,000	183,300	183,300	<b>170,292</b>
SE	541,000	475,100	470,398	322,000	385,560	406,000	533,000	472,000	472,000	<b>453,006</b>
GB	2.911,000	3.412,500	3.748,572	3.906,751	4.009,616	3.940,000	3.581,000	3.498,000	3.498,175	<b>3.611,735</b>
<b>Total</b>	<b>55.481,775</b>	<b>56.907,440</b>	<b>60.403,638</b>	<b>57.932,258</b>	<b>62.712,140</b>	<b>65.990,949</b>	<b>63.898,773</b>	<b>60.899,760</b>	<b>61.737,441</b>	<b>60.662,686</b>

\* (F)Définitif; (P)Provisoire; (E)Prévisionnel; (N/A)Inconnu



Paramètres les plus utilisés dans le secteur Vin, par campagne et par Etat Membre

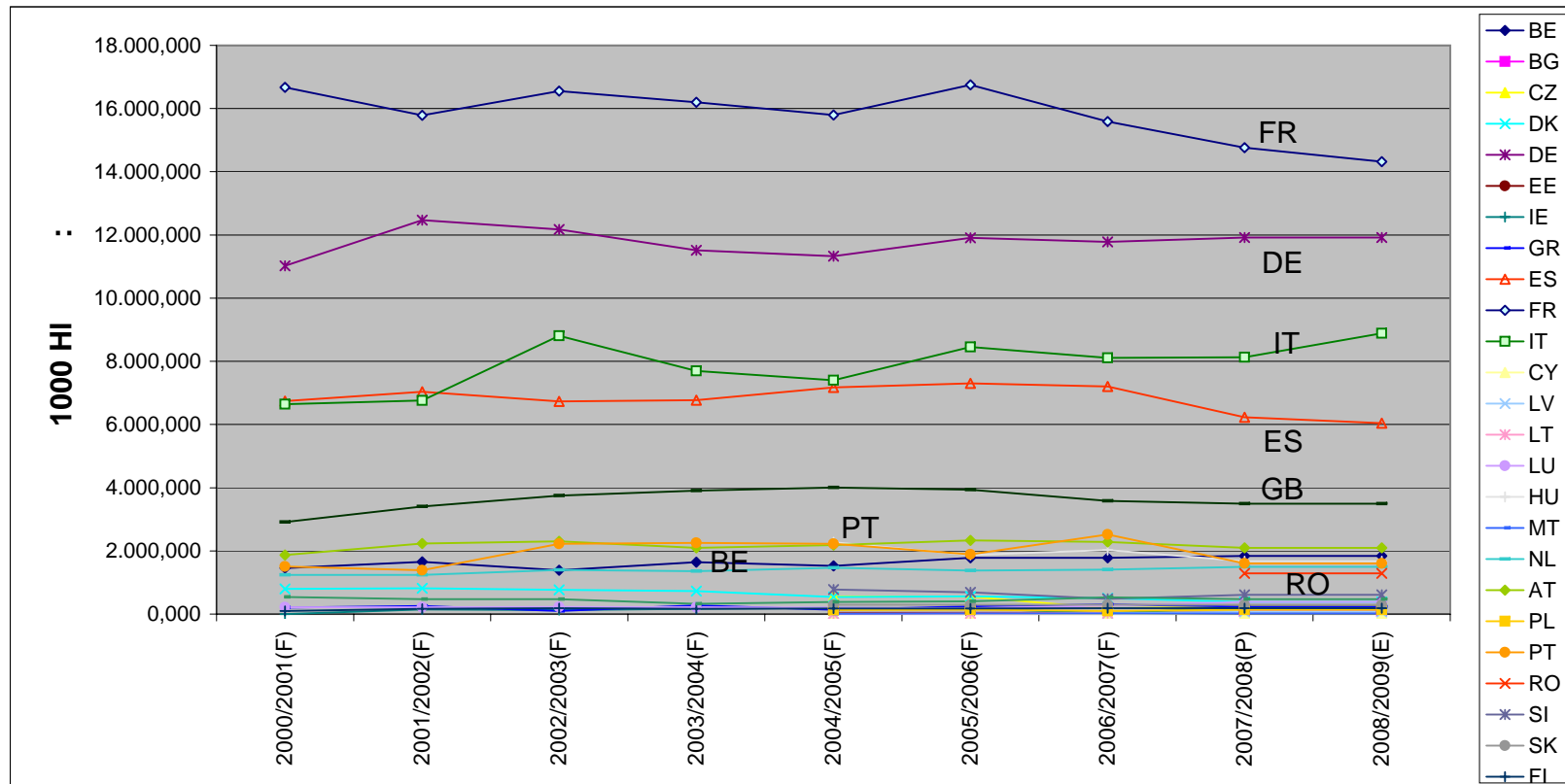
**Vins de qualité PRD - Rubrique: Consommation humaine - Source: DG AGRI - 1000 HL**

	2000/2001(F)	2001/2002(F)	2002/2003(F)	2003/2004(F)	2004/2005(F)	2005/2006(F)	2006/2007(F)	2007/2008(P)	2008/2009(E)	Moyenne
BE	1.457,000	1.650,800	1.384,972	1.646,000	1.521,000	1.779,000	1.780,000	1.843,000	1.843,000	<b>1.656,086</b>
BG								80,539	80,539	<b>80,539</b>
CZ					560,600	553,700	179,400	257,409	257,409	<b>361,704</b>
DK	799,000	819,000	772,316	733,000	541,000	557,000	500,000	385,000	385,000	<b>610,146</b>
DE	11.023,000	12.471,000	12.176,429	11.512,316	11.330,000	11.913,000	11.777,000	11.922,000	11.922,000	<b>11.782,972</b>
EE					40,352	35,143	35,000	53,000	53,000	<b>43,299</b>
IE		144,000	126,222	164,300	196,700	188,000	23,000	224,000	224,000	<b>143,358</b>
GR	210,000	258,840	98,736	279,543	136,457	245,000	305,704	236,690	236,690	<b>223,073</b>
ES	6.741,000	7.032,000	6.728,509	6.773,000	7.173,000	7.303,000	7.207,000	6.232,000	6.045,040	<b>6.803,839</b>
FR	16.672,000	15.789,000	16.550,534	16.199,000	15.792,000	16.755,000	15.590,055	14.757,720	14.314,988	<b>15.824,477</b>
IT	6.645,000	6.761,000	8.805,338	7.699,646	7.401,852	8.455,000	8.111,648	8.130,105	8.886,202	<b>7.877,310</b>
CY					11,316	3,000	0,676	18,524	18,524	<b>10,408</b>
LV					11,900		18,000	66,100	66,100	<b>23,220</b>
LT					14,335	16,023	32,558			
LU	220,000	212,000	225,758	221,085	206,000	190,000	267,000	383,000	383,000	<b>256,427</b>
HU					2.274,600	1.873,000	2.026,600	1.673,000	1.673,000	<b>1.904,040</b>
MT					14,100	16,400	17,300	24,000	24,000	<b>19,160</b>
NL	1.236,500	1.240,840	1.398,625	1.358,000	1.469,000	1.375,000	1.407,164	1.498,000	1.498,000	<b>1.386,792</b>
AT	1.868,965	2.234,800	2.307,290	2.099,573	2.187,303	2.335,900	2.280,628	2.094,313	2.094,313	<b>2.167,009</b>
PL					127,000	138,000	102,000	135,000	135,000	<b>127,400</b>
PT	1.506,000	1.385,860	2.225,710	2.254,046	2.222,935	1.889,323	2.518,416	1.606,898	1.606,898	<b>1.912,898</b>
RO								1.286,254	1.286,254	<b>1.286,254</b>
SI					773,004	690,000	486,000	607,714	607,714	<b>632,886</b>
SK					291,960	291,560	294,000	297,751	297,751	<b>294,604</b>
FI	98,000	167,700	186,830	167,800	177,900	181,800	186,000	183,300	183,300	<b>170,292</b>
SE	541,000	475,100	470,398	322,000	385,560	406,000	533,000	472,000	472,000	<b>453,006</b>
GB	2.911,000	3.406,500	3.748,572	3.906,751	4.009,616	3.940,000	3.581,000	3.498,000	3.498,000	<b>3.611,049</b>
<b>Total</b>	<b>51.928,465</b>	<b>54.048,440</b>	<b>57.206,238</b>	<b>55.336,060</b>	<b>58.869,490</b>	<b>61.083,849</b>	<b>59.259,149</b>	<b>57.905,260</b>	<b>58.031,665</b>	<b>57.074,291</b>

\* (F)Définitif; (P)Provisoire; (E)Prévisionnel; (N/A)Inconnu

Paramètres les plus utilisés dans le secteur Vin, par campagne et par Etat Membre

Vins de qualité PRD - Rubrique: Consommation humaine - Source: DG AGRI - 1000 HL



Paramètres les plus utilisés dans le secteur Vin, par campagne et par Etat Membre

**Vins de qualité PRD - Rubrique: Usages industriels - Source: DG AGRI - 1000 HL**

	2000/2001(F)	2001/2002(F)	2002/2003(F)	2003/2004(F)	2004/2005(F)	2005/2006(F)	2006/2007(F)	2007/2008(P)	2008/2009(E)	Moyenne
BE									0,105	<b>0,012</b>
BG									2,296	<b>1,148</b>
CZ									25,326	<b>5,065</b>
DK										
DE	126,000								328,588	<b>50,510</b>
EE										
IE										
GR					40,000	40,000			12,075	<b>10,231</b>
ES	295,000	246,000	278,000	408,000	567,000	727,000	788,000	605,000	581,000	<b>499,444</b>
FR	1.801,000	1.340,000	1.660,000	1.371,000	2.174,000	2.844,000	2.397,000	1.279,280	1.150,000	<b>1.779,587</b>
IT	574,000	459,000	499,000	351,000	390,000	392,000	487,000	579,760	1.000,000	<b>525,751</b>
CY					0,197		13,610		0,070	<b>2,775</b>
LV										
LT										
LU									4,550	<b>0,506</b>
HU					102,000	50,000	16,000	1,000	80,962	<b>49,992</b>
MT										
NL										
AT	72,310								83,178	<b>17,276</b>
PL										
PT	162,000	467,000	416,000	110,198	122,000	212,000	223,000	157,000		<b>207,689</b>
RO									33,075	<b>16,538</b>
SI									18,410	<b>3,682</b>
SK									13,506	<b>2,701</b>
FI										
SE										
GB									0,175	<b>0,019</b>
<b>Total</b>	<b>3.030,310</b>	<b>2.512,000</b>	<b>2.853,000</b>	<b>2.240,198</b>	<b>3.395,197</b>	<b>4.265,000</b>	<b>3.924,610</b>	<b>2.622,040</b>	<b>3.333,316</b>	<b>3.130,630</b>

\* (F)Définitif; (P)Provisoire; (E)Prévisionnel; (N/A)Inconnu

Paramètres les plus utilisés dans le secteur Vin, par campagne et par Etat Membre

**Vins de qualité PRD - Rubrique: Usages industriels - distillations - alcool - Source: DG AGRI - 1000 HL**

	2000/2001(F)	2001/2002(F)	2002/2003(F)	2003/2004(F)	2004/2005(F)	2005/2006(F)	2006/2007(F)	2007/2008(P)	2008/2009(E)	Moyenne
BE									0,105	<b>0,012</b>
BG									2,296	<b>1,148</b>
CZ									25,326	<b>5,065</b>
DK										
DE	126,000								328,588	<b>50,510</b>
EE										
IE										
GR					40,000	40,000			12,075	<b>10,231</b>
ES	295,000	229,000	261,000	381,000	538,000	651,000	708,000	524,000	500,000	<b>454,111</b>
FR	1.801,000	1.340,000	1.660,000	1.371,000	2.174,000	2.844,000	2.397,000	1.279,280	1.150,000	<b>1.779,587</b>
IT	574,000	459,000	499,000	351,000	390,000	392,000	487,000	579,760	1.000,000	<b>525,751</b>
CY					0,197		5,210		0,070	<b>1,095</b>
LV										
LT										
LU									4,550	<b>0,506</b>
HU					102,000	50,000	16,000	1,000	80,962	<b>49,992</b>
MT										
NL										
AT	72,310								83,178	<b>17,276</b>
PL										
PT	162,000	467,000	416,000	110,198	122,000	212,000	223,000	157,000		<b>207,689</b>
RO									33,075	<b>16,538</b>
SI									18,410	<b>3,682</b>
SK									13,506	<b>2,701</b>
FI										
SE										
GB									0,175	<b>0,019</b>
<b>Total</b>	<b>3.030,310</b>	<b>2.495,000</b>	<b>2.836,000</b>	<b>2.213,198</b>	<b>3.366,197</b>	<b>4.189,000</b>	<b>3.836,210</b>	<b>2.541,040</b>	<b>3.252,316</b>	<b>3.084,363</b>

\* (F)Définitif; (P)Provisoire; (E)Prévisionnel; (N/A)Inconnu

Paramètres les plus utilisés dans le secteur Vin, par campagne et par Etat Membre

Qualité PRD - Rubrique: Usages industriels - distillations - alcool - eaux de vie d'appellation - Source: DG AGRI - 1										
	2000/2001(F)	2001/2002(F)	2002/2003(F)	2003/2004(F)	2004/2005(F)	2005/2006(F)	2006/2007(F)	2007/2008(P)	2008/2009(E)	Moyenne
BE										
BG										
CZ										
DK										
DE										
EE										
IE										
GR										
ES										
FR										
IT						392,000				43,556
CY										
LV										
LT										
LU										
HU						15,000				3,000
MT										
NL										
AT										
PL										
PT						212,000				23,556
RO										
SI										
SK										
FI										
SE										
GB										
<b>Total</b>						<b>619,000</b>				<b>68,778</b>

\* (F)Définitif; (P)Provisoire; (E)Prévisionnel; (N/A)Inconnu

Paramètres les plus utilisés dans le secteur Vin, par campagne et par Etat Membre

**de qualité PRD - Rubrique: Utilisation industrielle - distillations - alcool - réglementation UE - Source: DG AGRI - 10**

	2000/2001(F)	2001/2002(F)	2002/2003(F)	2003/2004(F)	2004/2005(F)	2005/2006(F)	2006/2007(F)	2007/2008(P)	2008/2009(E)	Moyenne
BE									0,105	<b>0,012</b>
BG									2,296	<b>1,148</b>
CZ									25,326	<b>5,065</b>
DK										
DE	126,000								328,588	<b>50,510</b>
EE										
IE										
GR					40,000				12,075	<b>5,786</b>
ES	295,000	229,000	261,000	381,000	538,000	651,000	708,000	524,000	500,000	<b>454,111</b>
FR	901,000	800,000	1.000,000	930,000	745,000	1.800,000	1.785,000	947,280	650,000	<b>1.062,031</b>
IT	574,000	459,000	499,000	351,000	390,000		487,000	579,760	1.000,000	<b>482,196</b>
CY					0,197				0,070	<b>0,053</b>
LV										
LT										
LU									4,550	<b>0,506</b>
HU					102,000	9,000	1,000	1,000	80,962	<b>38,792</b>
MT										
NL										
AT	72,310								83,178	<b>17,276</b>
PL										
PT	162,000	467,000	416,000	110,198	122,000		223,000	157,000		<b>184,133</b>
RO									33,075	<b>16,538</b>
SI									18,410	<b>3,682</b>
SK									13,506	<b>2,701</b>
FI										
SE										
GB									0,175	<b>0,019</b>
<b>Total</b>	<b>2.130,310</b>	<b>1.955,000</b>	<b>2.176,000</b>	<b>1.772,198</b>	<b>1.937,197</b>	<b>2.460,000</b>	<b>3.204,000</b>	<b>2.209,040</b>	<b>2.752,316</b>	<b>2.288,451</b>

\* (F)Définitif; (P)Provisoire; (E)Prévisionnel; (N/A)Inconnu

Paramètres les plus utilisés dans le secteur Vin, par campagne et par Etat Membre

**de qualité PRD - Rubrique: Utilisation industrielle - distillations - alcool - réglementation EM - Source: DG AGRI - 10**

	2000/2001(F)	2001/2002(F)	2002/2003(F)	2003/2004(F)	2004/2005(F)	2005/2006(F)	2006/2007(F)	2007/2008(P)	2008/2009(E)	Moyenne
BE										
BG										
CZ										
DK										
DE										
EE										
IE										
GR						40,000				4,444
ES										
FR	900,000	540,000	660,000	441,000	1.429,000	1.044,000	612,000	332,000	500,000	717,556
IT										
CY							5,210			1,042
LV										
LT										
LU										
HU						26,000	15,000			8,200
MT										
NL										
AT										
PL										
PT										
RO										
SI										
SK										
FI										
SE										
GB										
<b>Total</b>	<b>900,000</b>	<b>540,000</b>	<b>660,000</b>	<b>441,000</b>	<b>1.429,000</b>	<b>1.110,000</b>	<b>632,210</b>	<b>332,000</b>	<b>500,000</b>	<b>727,134</b>

\* (F)Définitif; (P)Provisoire; (E)Prévisionnel; (N/A)Inconnu

Paramètres les plus utilisés dans le secteur Vin, par campagne et par Etat Membre

**Vins de qualité PRD - Rubrique: Usages industriels - production de vinaigre - Source: DG AGRI - 1000 HL**

	2000/2001(F)	2001/2002(F)	2002/2003(F)	2003/2004(F)	2004/2005(F)	2005/2006(F)	2006/2007(F)	2007/2008(P)	2008/2009(E)	Moyenne
BE										
BG										
CZ										
DK										
DE										
EE										
IE										
GR										
ES		17,000	17,000	27,000	29,000	76,000	80,000	81,000	81,000	45,333
FR										
IT										
CY							8,400			1,680
LV										
LT										
LU										
HU										
MT										
NL										
AT										
PL										
PT										
RO										
SI										
SK										
FI										
SE										
GB										
<b>Total</b>		<b>17,000</b>	<b>17,000</b>	<b>27,000</b>	<b>29,000</b>	<b>76,000</b>	<b>88,400</b>	<b>81,000</b>	<b>81,000</b>	<b>46,267</b>

\* (F)Définitif; (P)Provisoire; (E)Prévisionnel; (N/A)Inconnu



Paramètres les plus utilisés dans le secteur Vin, par campagne et par Etat Membre

**Vins de qualité PRD - Rubrique: Transformations - Source: DG AGRI - 1000 HL**

	2000/2001(F)	2001/2002(F)	2002/2003(F)	2003/2004(F)	2004/2005(F)	2005/2006(F)	2006/2007(F)	2007/2008(P)	2008/2009(E)	Moyenne
BE										
BG										
CZ										
DK										
DE										
EE										
IE										
GR										
ES						219,000	210,000	212,000	212,000	<b>94,778</b>
FR										
IT										
CY							4,154			<b>0,831</b>
LV										
LT										
LU										
HU						5,000	10,000	4,000	4,000	<b>4,600</b>
MT										
NL										
AT										
PL							41,000	51,000	51,000	<b>28,600</b>
PT										
RO										
SI										
SK					16,470	19,000				<b>7,094</b>
FI										
SE										
GB										
<b>Total</b>					<b>16,470</b>	<b>243,000</b>	<b>265,154</b>	<b>267,000</b>	<b>267,000</b>	<b>117,625</b>

\* (F)Définitif; (P)Provisoire; (E)Prévisionnel; (N/A)Inconnu

Paramètres les plus utilisés dans le secteur Vin, par campagne et par Etat Membre

**Vins de qualité PRD - Rubrique: Pertes - Source: DG AGRI - 1000 HL**

	2000/2001(F)	2001/2002(F)	2002/2003(F)	2003/2004(F)	2004/2005(F)	2005/2006(F)	2006/2007(F)	2007/2008(P)	2008/2009(E)	Moyenne
BE	6,000	6,000	6,000		6,000	6,000	6,000	6,000	6,000	5,333
BG										
CZ										
DK										
DE										
EE										
IE										
GR	10,000	10,000	10,000	10,000	10,000	10,000	10,000	10,000	10,000	10,000
ES	265,000	205,000	201,000	222,000	231,000	230,000	242,000	250,000	250,000	232,889
FR	150,000	40,000	40,000	32,000	32,000	25,000	51,000	38,000	38,000	49,556
IT	40,000	40,000	40,000	40,000	40,000	40,000	40,000	40,000	40,000	40,000
CY							0,560	0,560	0,560	0,336
LV					0,200			5,900	5,900	2,400
LT					0,300		0,200			0,100
LU										
HU					24,200	25,000	21,000	20,000	20,000	22,040
MT										
NL	16,000		16,000		17,000	16,000	16,000	18,000	18,000	13,000
AT	26,000	30,000	21,400	42,000	42,000	20,100	20,100	23,000	23,000	27,511
PL							24,000	27,000	27,000	15,600
PT	10,000	10,000	10,000	10,000	9,000	9,000	9,000	9,000	9,000	9,444
RO								1,000	1,000	1,000
SI					18,000	11,000	10,000	13,000	13,000	13,000
SK					1,780	7,000		14,000	14,000	7,356
FI										
SE										
GB		6,000								0,667
<b>Total</b>	<b>523,000</b>	<b>347,000</b>	<b>344,400</b>	<b>356,000</b>	<b>431,480</b>	<b>399,100</b>	<b>449,860</b>	<b>105,460</b>	<b>105,460</b>	<b>340,196</b>

\* (F)Définitif; (P)Provisoire; (E)Prévisionnel; (N/A)Inconnu

Paramètres les plus utilisés dans le secteur Vin, par campagne et par Etat Membre

**Vins de qualité PRD - Rubrique: Stocks finaux - Source: DG AGRI - 1000 HL**

	2000/2001(F)	2001/2002(F)	2002/2003(F)	2003/2004(F)	2004/2005(F)	2005/2006(F)	2006/2007(F)	2007/2008(P)	2008/2009(E)	Moyenne
BE	319,000	257,000	460,000	483,000	391,000	364,000	378,000	367,000	356,895	<b>375,099</b>
BG								138,461	35,214	<b>86,838</b>
CZ					193,700	90,000	361,000	1.278,591	2.246,456	<b>833,949</b>
DK	90,000	84,000	90,000	97,000	119,000	119,000	119,000	277,000	435,000	<b>158,889</b>
DE	11.916,000	10.628,000	10.480,000	9.157,000	9.565,000	9.349,000	8.602,000	8.887,000	8.439,651	<b>9.669,295</b>
EE					7,143	9,000	11,000	12,000	13,000	<b>10,429</b>
IE	34,000	33,000	43,000	33,700	27,000	27,000	210,000	235,000	260,000	<b>100,300</b>
GR	250,000	330,140	379,000	390,457	507,000	473,000	454,000	425,310	419,545	<b>403,161</b>
ES	21.799,000	21.659,000	21.181,000	21.681,000	22.164,000	21.732,000	21.522,000	23.124,000	23.920,960	<b>22.086,996</b>
FR	38.127,000	41.115,000	41.362,000	39.576,000	43.277,000	41.919,000	41.786,000	42.453,000	42.403,212	<b>41.335,357</b>
IT	12.481,000	12.714,000	12.046,498	12.747,852	14.822,000	15.354,000	15.756,000	15.971,135	13.462,386	<b>13.928,319</b>
CY					16,000	25,000	18,000	17,916	12,762	<b>17,936</b>
LV					8,000	22,000	18,000	22,000	-27,000	<b>8,600</b>
LT					5,023	4,000	7,000	7,057	7,114	<b>6,039</b>
LU	138,000	219,000	200,000	190,000	213,000	225,000	177,000	169,000	144,450	<b>186,161</b>
HU					1.897,000	1.537,000	1.240,000	1.484,000	1.947,240	<b>1.621,048</b>
MT					18,400	15,000	14,000	10,000	6,000	<b>12,680</b>
NL	264,000	243,050	238,000	166,506	78,000	117,000	112,000	121,000	130,000	<b>163,284</b>
AT	2.205,725	2.125,300	2.123,100	2.219,303	2.303,000	2.106,000	1.908,000	2.122,687	2.342,697	<b>2.161,757</b>
PL							14,000	20,000	26,000	<b>12,000</b>
PT	5.544,000	6.925,030	6.264,000	6.086,258	6.052,323	6.069,000	5.640,000	5.360,102	5.316,204	<b>5.917,435</b>
RO								505,746	188,417	<b>347,082</b>
SI					338,000	313,000	284,000	301,286	186,162	<b>284,490</b>
SK					254,560	240,000	257,000	296,249	415,887	<b>292,739</b>
FI	34,500	39,800	33,500	31,700	28,800	27,000	33,000	33,700	34,400	<b>32,933</b>
SE	53,000	100,000	56,000	89,000	128,440	118,000	60,000	75,000	90,000	<b>85,493</b>
GB	415,000	412,000	434,000	321,000	291,938	292,000	192,000	192,000	186,825	<b>304,085</b>
<b>Total</b>	<b>93.670,225</b>	<b>96.884,320</b>	<b>95.390,098</b>	<b>93.269,776</b>	<b>102.705,327</b>	<b>100.546,000</b>	<b>99.173,000</b>	<b>103.906,240</b>	<b>102.999,476</b>	<b>98.727,162</b>

\* (F)Définitif; (P)Provisoire; (E)Prévisionnel; (N/A)Inconnu

Paramètres les plus utilisés dans le secteur Vin, par campagne et par Etat Membre

**Vins de qualité PRD - Rubrique: Stocks finaux - aux producteurs - Source: DG AGRI - 1000 HL**

	2000/2001(F)	2001/2002(F)	2002/2003(F)	2003/2004(F)	2004/2005(F)	2005/2006(F)	2006/2007(F)	2007/2008(P)	2008/2009(E)	Moyenne
BE		20,000	1,000	1,000	32,000	35,000	34,000	38,000	27,895	<b>20,988</b>
BG								138,461	35,214	<b>86,838</b>
CZ					180,000	74,000	216,000	906,656	1.874,521	<b>650,235</b>
DK	1,000			0,084					158,000	<b>17,676</b>
DE	8.828,000	7.631,000	7.645,000	6.412,000	6.641,000	6.405,000	5.833,000	6.186,000	5.738,651	<b>6.813,295</b>
EE									1,000	<b>0,200</b>
IE									25,000	<b>2,778</b>
GR	225,000	299,980	341,000	330,741	452,000	421,000	405,000	377,400	371,635	<b>358,195</b>
ES	18.765,000	18.651,000	18.333,000	18.025,000	19.189,000	18.790,000	18.741,000	20.501,000	21.297,960	<b>19.143,662</b>
FR	25.221,000	26.219,000	26.545,000	25.542,000	28.552,000	27.494,000	26.884,000	26.427,000	26.377,212	<b>26.584,579</b>
IT	9.243,343	9.262,000	8.806,352	8.774,842	10.804,438	11.348,000	11.644,000	11.489,343	8.980,594	<b>10.039,212</b>
CY					16,000	25,000	18,000	17,916	12,762	<b>17,936</b>
LV					4,000	5,000	5,000	14,000	-35,000	<b>-1,400</b>
LT									0,057	<b>0,011</b>
LU	112,000	145,000	158,000	144,000	163,000	183,000	158,000	169,000	144,450	<b>152,939</b>
HU					1.897,000	569,000	496,000	444,000	907,240	<b>862,648</b>
MT					15,800	11,000	10,000	6,000	2,000	<b>8,960</b>
NL									9,000	<b>1,000</b>
AT	1.597,304	1.248,400	1.705,900	1.707,785	1.736,000	1.555,000	1.392,000	1.576,657	1.796,667	<b>1.590,635</b>
PL							3,000		6,000	<b>1,800</b>
PT	2.544,000	2.995,890	3.135,000	3.121,800	3.355,685	3.297,000	2.989,000	2.976,394	2.932,496	<b>3.038,585</b>
RO								498,881	181,552	<b>340,217</b>
SI					338,000	313,000	284,000	301,286	186,162	<b>284,490</b>
SK					229,800	223,000	246,000	274,089	393,727	<b>273,323</b>
FI									0,700	<b>0,078</b>
SE									15,000	<b>1,667</b>
GB		3,000	432,000	5,000			10,000	10,000	4,825	<b>51,647</b>
<b>Total</b>	<b>66.536,647</b>	<b>66.475,270</b>	<b>67.102,252</b>	<b>64.064,252</b>	<b>73.605,723</b>	<b>70.748,000</b>	<b>69.368,000</b>	<b>72.352,083</b>	<b>71.445,319</b>	<b>69.077,505</b>

\* (F)Définitif; (P)Provisoire; (E)Prévisionnel; (N/A)Inconnu

Paramètres les plus utilisés dans le secteur Vin, par campagne et par Etat Membre

**Vins de qualité PRD - Rubrique: Stocks finaux - au commerce - Source: DG AGRI - 1000 HL**

	2000/2001(F)	2001/2002(F)	2002/2003(F)	2003/2004(F)	2004/2005(F)	2005/2006(F)	2006/2007(F)	2007/2008(P)	2008/2009(E)	Moyenne
BE	319,000	237,000	459,000	482,000	359,000	329,000	344,000	329,000	329,000	<b>354,111</b>
BG										
CZ					13,700	16,000	145,000	371,935	371,935	<b>183,714</b>
DK	89,000	84,000	90,000	96,916	119,000	119,000	119,000	277,000	277,000	<b>141,213</b>
DE	3.088,000	2.997,000	2.835,000	2.745,000	2.924,000	2.944,000	2.769,000	2.701,000	2.701,000	<b>2.856,000</b>
EE					7,143	9,000	11,000	12,000	12,000	<b>10,229</b>
IE	34,000	33,000	43,000	33,700	27,000	27,000	210,000	235,000	235,000	<b>97,522</b>
GR	25,000	30,160	38,000	59,716	55,000	52,000	49,000	47,910	47,910	<b>44,966</b>
ES	3.034,000	3.008,000	2.848,000	3.656,000	2.975,000	2.942,000	2.781,000	2.623,000	2.623,000	<b>2.943,333</b>
FR	12.906,000	14.896,000	14.817,000	14.034,000	14.725,000	14.425,000	14.902,000	16.026,000	16.026,000	<b>14.750,778</b>
IT	3.237,657	3.452,000	3.240,146	3.973,010	4.017,562	4.006,000	4.112,000	4.481,792	4.481,792	<b>3.889,107</b>
CY										
LV					4,000	17,000	13,000	8,000	8,000	<b>10,000</b>
LT					5,023	4,000	7,000	7,057	7,057	<b>6,027</b>
LU	26,000	74,000	42,000	46,000	50,000	42,000	19,000			<b>33,222</b>
HU						968,000	744,000	1.040,000	1.040,000	<b>758,400</b>
MT					2,600	4,000	4,000	4,000	4,000	<b>3,720</b>
NL	264,000	243,050	238,000	166,506	78,000	117,000	112,000	121,000	121,000	<b>162,284</b>
AT	608,421	876,900	417,200	511,518	567,000	551,000	516,000	546,030	546,030	<b>571,122</b>
PL							11,000	20,000	20,000	<b>10,200</b>
PT	3.000,000	3.929,140	3.129,000	2.964,458	2.696,638	2.772,000	2.651,000	2.383,708	2.383,708	<b>2.878,850</b>
RO								6,865	6,865	<b>6,865</b>
SI										
SK					24,760	17,000	11,000	22,160	22,160	<b>19,416</b>
FI	34,500	39,800	33,500	31,700	28,800	27,000	33,000	33,700	33,700	<b>32,856</b>
SE	53,000	100,000	56,000	89,000	128,440	118,000	60,000	75,000	75,000	<b>83,827</b>
GB	415,000	409,000	2,000	316,000	291,938	292,000	182,000	182,000	182,000	<b>252,438</b>
<b>Total</b>	<b>27.133,578</b>	<b>30.409,050</b>	<b>28.287,846</b>	<b>29.205,524</b>	<b>29.099,604</b>	<b>29.798,000</b>	<b>29.805,000</b>	<b>31.554,157</b>	<b>31.554,157</b>	<b>29.649,657</b>

\* (F)Définitif; (P)Provisoire; (E)Prévisionnel; (N/A)Inconnu

Paramètres les plus utilisés dans le secteur Vin, par campagne et par Etat Membre

**Vins de qualité PRD - Rubrique: Variation annuel des stocks - Source: DG AGRI - 1000 HL**

	2000/2001(F)	2001/2002(F)	2002/2003(F)	2003/2004(F)	2004/2005(F)	2005/2006(F)	2006/2007(F)	2007/2008(P)	2008/2009(E)	Moyenne
BE	16,000	-10,000	203,000	23,000	-92,000	-27,000	19,000	-11,000	-10,105	<b>12,322</b>
BG								-96,539	-103,247	<b>-99,893</b>
CZ					49,400	-103,700	270,600	917,591	967,865	<b>420,351</b>
DK	3,000			7,000	22,000			158,000	158,000	<b>38,667</b>
DE	381,000	-1.288,000	-148,000	-1.323,000	408,000	-216,000	-747,000	285,000	-447,349	<b>-343,928</b>
EE					0,648	1,857	2,000	1,000	1,000	<b>1,301</b>
IE	1,000		10,000	-9,300	-6,700		183,000	25,000	25,000	<b>25,333</b>
GR	-25,000		49,000	11,457	116,543	-34,000	-18,704	-28,690	-5,765	<b>7,205</b>
ES	3.936,000	-140,000	-478,000	500,000	483,000	-432,000	289,000	1.602,000	796,960	<b>728,551</b>
FR	2.524,000	2.988,000	247,000	-1.786,000	3.701,000	-1.358,000	-133,055	667,000	-49,788	<b>755,573</b>
IT	372,000	233,000	-667,502	701,354	2.074,148	532,000	402,352	215,135	-2.508,749	<b>150,415</b>
CY					1,324	9,000	-2,000	-0,084	-5,154	<b>0,617</b>
LV					5,900	14,000	-4,000	4,000	-49,000	<b>-5,820</b>
LT					1,365	-1,023	3,242	0,057	0,057	<b>0,740</b>
LU	-19,000		-19,000	-10,000	23,000	12,000	-48,000	-8,000	-24,550	<b>-10,394</b>
HU					-327,000	-360,000	-312,600	244,000	463,240	<b>-58,472</b>
MT					-0,100	-3,400	-1,300	-4,000	-4,000	<b>-2,560</b>
NL	-14,000	-20,940	-13,000	-71,000	-89,000	39,000	-5,164	9,000	9,000	<b>-17,345</b>
AT	83,725	-85,590	-87,700	96,203	83,697	-197,000	-197,728	214,687	220,010	<b>14,478</b>
PL							14,000	6,000	6,000	<b>5,200</b>
PT	668,879	1.382,040	-675,000	-177,742	-33,935	16,677	-428,416	-279,898	-43,898	<b>47,634</b>
RO								-744,254	-317,329	<b>-530,792</b>
SI					70,996	-25,000	-29,000	17,286	-115,124	<b>-16,168</b>
SK					0,430	-14,560	17,000	39,249	119,638	<b>32,351</b>
FI	-0,200	39,800	-6,300	-1,800	-2,900	-1,800	8,000	0,700	0,700	<b>4,022</b>
SE	-31,000	47,000	-44,000	33,000	39,440	-10,000	-58,000	15,000	15,000	<b>0,716</b>
GB	114,000	-5,000	22,000	-113,000	-29,062		-100,000		-5,175	<b>-12,915</b>
<b>Total</b>	<b>8.010,404</b>	<b>3.140,310</b>	<b>-1.607,502</b>	<b>-2.119,828</b>	<b>6.500,194</b>	<b>-2.158,949</b>	<b>-876,773</b>	<b>3.248,240</b>	<b>-906,764</b>	<b>1.469,926</b>

\* (F)Définitif; (P)Provisoire; (E)Prévisionnel; (N/A)Inconnu

Paramètres les plus utilisés dans le secteur Vin, par campagne et par Etat Membre

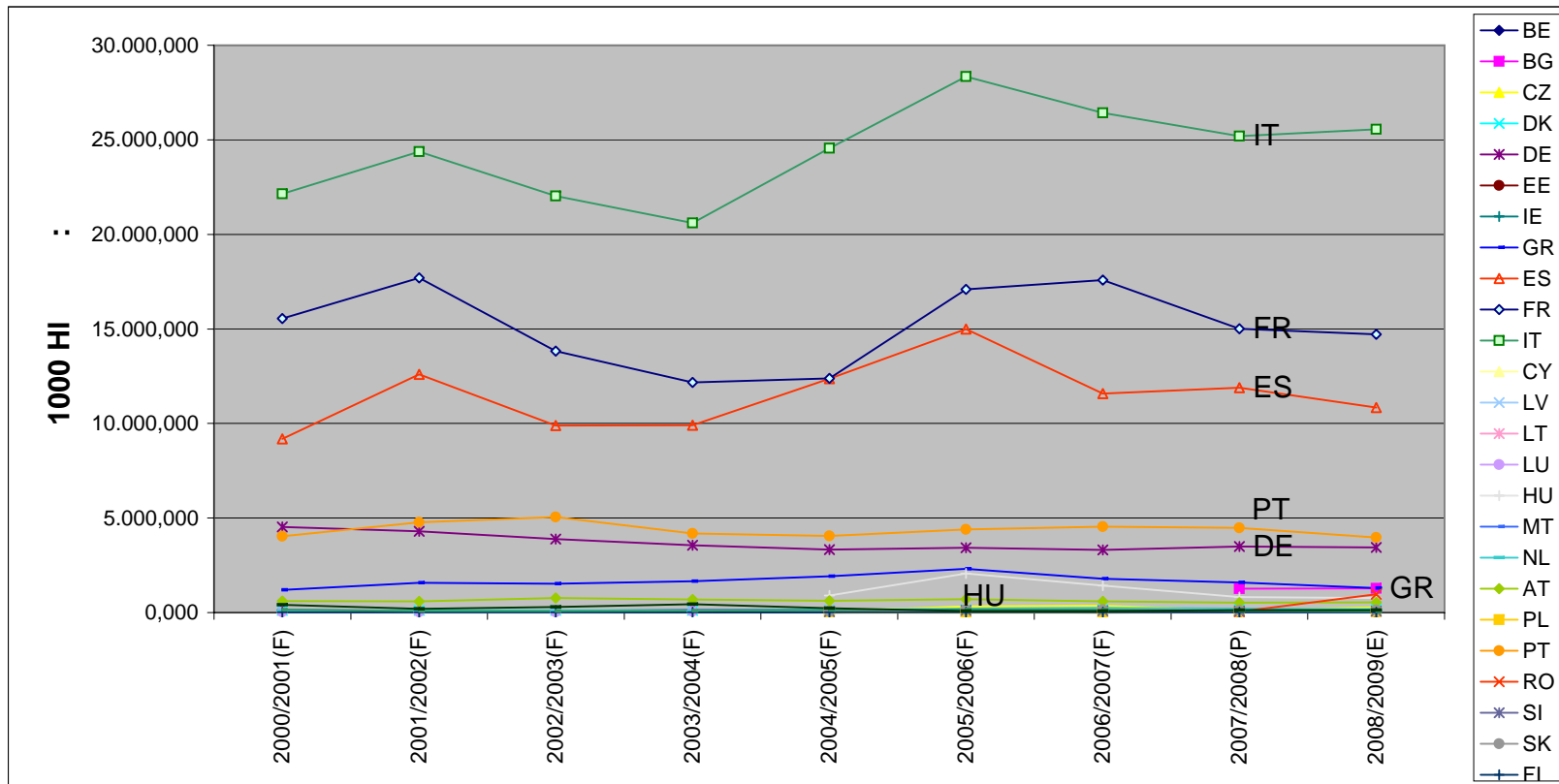
**Vins de table - Rubrique: Stocks initiaux - Source: DG AGRI - 1000 HL**

	2000/2001(F)	2001/2002(F)	2002/2003(F)	2003/2004(F)	2004/2005(F)	2005/2006(F)	2006/2007(F)	2007/2008(P)	2008/2009(E)	Moyenne
BE	129,000	105,000	95,000	128,000	134,000	120,000	95,000	115,000	111,000	<b>114,667</b>
BG								1.256,000	1.279,653	<b>1.267,827</b>
CZ					70,300	333,000	357,900	112,000	277,961	<b>230,232</b>
DK	114,000	112,000	118,000	118,000	131,000	149,033	149,000	149,000	193,000	<b>137,004</b>
DE	4.524,000	4.297,000	3.882,000	3.566,000	3.325,000	3.433,000	3.321,000	3.500,000	3.449,000	<b>3.699,667</b>
EE					4,675	10,430	7,000	9,000	9,000	<b>8,021</b>
IE	22,000	22,000	22,000	57,000	29,573	31,000	31,000	32,000	36,000	<b>31,397</b>
GR	1.194,000	1.577,000	1.524,000	1.658,000	1.918,633	2.315,000	1.785,713	1.595,000	1.295,233	<b>1.651,398</b>
ES	9.190,000	12.592,000	9.894,000	9.901,000	12.367,000	14.991,000	11.579,000	11.891,000	10.845,000	<b>11.472,222</b>
FR	15.551,000	17.701,000	13.824,000	12.178,000	12.384,000	17.097,955	17.579,986	15.009,557	14.707,000	<b>15.114,722</b>
IT	22.142,000	24.381,990	22.028,000	20.601,000	24.547,945	28.344,000	26.425,284	25.191,000	25.559,745	<b>24.357,885</b>
CY					160,329	234,000	186,678	151,000	135,040	<b>173,409</b>
LV					6,300	4,000	14,900	9,500	11,000	<b>9,140</b>
LT					94,110	65,856	36,300	53,500	67,034	<b>63,360</b>
LU	37,234	33,000	30,000	67,000	51,000	51,000	37,000	63,000	60,000	<b>47,693</b>
HU					908,000	2.064,000	1.423,000	815,500	773,000	<b>1.196,700</b>
MT					18,700	18,700	51,300	46,200	35,000	<b>33,980</b>
NL	88,000	84,000	80,000	76,000	141,000	217,000	240,481	208,000	165,000	<b>144,387</b>
AT	603,000	587,400	769,300	681,900	628,961	713,000	598,499	519,000	540,016	<b>626,786</b>
PL								42,000	57,000	<b>19,800</b>
PT	4.039,000	4.771,000	5.045,000	4.190,000	4.053,266	4.394,028	4.546,552	4.481,000	3.964,257	<b>4.387,123</b>
RO								45,000	968,848	<b>506,924</b>
SI					51,357	111,000	98,000	79,000	84,354	<b>84,742</b>
SK					71,410	153,710	141,000	123,000	132,901	<b>124,404</b>
FI	14,100	13,000	22,600	21,300	20,000	22,340	21,800	18,000	15,600	<b>18,749</b>
SE	140,000	78,000	83,000	99,000	124,000	162,000	149,600	103,000	68,000	<b>111,844</b>
GB	408,000	203,000	302,000	448,000	236,000	87,000	87,000	129,000	129,000	<b>225,444</b>
<b>Total</b>	<b>58.195,334</b>	<b>66.557,390</b>	<b>57.718,900</b>	<b>53.790,200</b>	<b>61.476,559</b>	<b>75.122,052</b>	<b>68.962,993</b>	<b>65.745,257</b>	<b>64.968,642</b>	<b>63.615,259</b>

\* (F)Définitif; (P)Provisoire; (E)Prévisionnel; (N/A)Inconnu

Paramètres les plus utilisés dans le secteur Vin, par campagne et par Etat Membre

Vins de table - Rubrique: Stocks initiaux - Source: DG AGRI - 1000 HL





Paramètres les plus utilisés dans le secteur Vin, par campagne et par Etat Membre

**Vins de table - Rubrique: Stocks initiaux - aux producteurs - Source: DG AGRI - 1000 HL**

	2000/2001(F)	2001/2002(F)	2002/2003(F)	2003/2004(F)	2004/2005(F)	2005/2006(F)	2006/2007(F)	2007/2008(P)	2008/2009(E)	Moyenne
BE						25,000		23,000	23,000	<b>7,889</b>
BG								1.256,000	1.279,653	<b>1.267,827</b>
CZ					25,500	195,000	158,900	39,000	62,296	<b>96,139</b>
DK						0,033				<b>0,004</b>
DE	724,000	628,000	515,000	414,000	308,000	362,000	341,000	280,000	317,000	<b>432,111</b>
EE										
IE										
GR	1.077,000	1.403,000	1.314,000	1.392,000	1.624,633	2.063,000	1.608,512	1.417,000	1.186,890	<b>1.454,004</b>
ES	9.190,000	10.354,000	7.741,000	7.702,000	10.002,000	12.957,000	9.640,000	10.160,000	9.241,000	<b>9.665,222</b>
FR	10.581,000	12.639,000	8.520,000	7.000,000	6.818,000	11.250,955	11.856,897	10.302,058	9.297,000	<b>9.807,212</b>
IT	18.796,000	17.940,420	15.245,000	13.670,000	14.864,921	19.407,697	17.162,906	15.529,000	15.256,330	<b>16.430,253</b>
CY					156,866	234,000	186,678	151,000	135,040	<b>172,717</b>
LV					0,300				11,000	<b>2,260</b>
LT										
LU	16,686	10,000	9,000	13,000	6,000	6,000	9,000	6,000	60,000	<b>15,076</b>
HU					908,000	2.064,000	1.423,000	326,000	233,000	<b>990,800</b>
MT					18,500	18,500	45,400	41,000	30,000	<b>30,680</b>
NL										
AT	392,000	343,600	417,000	462,725	426,707	428,000	378,056	314,000	357,354	<b>391,049</b>
PL								8,000		<b>1,600</b>
PT	1.814,000	2.387,000	2.710,000	2.087,000	2.002,365	2.568,022	2.487,936	2.756,000	2.385,451	<b>2.355,308</b>
RO								45,000	949,444	<b>497,222</b>
SI					48,215	111,000	95,000	76,000	81,354	<b>82,314</b>
SK					66,980	98,810	141,000	109,000	88,139	<b>100,786</b>
FI										
SE	2,000			3,000			0,600	4,000		<b>1,067</b>
GB	359,000	31,000	289,000	16,000	8,000			28,000	28,000	<b>84,333</b>
<b>Total</b>	<b>42.951,686</b>	<b>45.736,020</b>	<b>36.760,000</b>	<b>32.759,725</b>	<b>37.284,987</b>	<b>51.789,017</b>	<b>45.534,885</b>	<b>42.870,058</b>	<b>41.021,951</b>	<b>41.856,481</b>

\* (F)Définitif; (P)Provisoire; (E)Prévisionnel; (N/A)Inconnu

Paramètres les plus utilisés dans le secteur Vin, par campagne et par Etat Membre

**Vins de table - Rubrique: Stocks initiaux - au commerce - Source: DG AGRI - 1000 HL**

	2000/2001(F)	2001/2002(F)	2002/2003(F)	2003/2004(F)	2004/2005(F)	2005/2006(F)	2006/2007(F)	2007/2008(P)	2008/2009(E)	Moyenne
BE	129,000	105,000	95,000	128,000	134,000	95,000	95,000	92,000	88,000	<b>106,778</b>
BG										
CZ					44,800	138,000	199,000	73,000	215,665	<b>134,093</b>
DK	114,000	112,000	118,000	118,000	131,000	149,000	149,000	149,000	193,000	<b>137,000</b>
DE	3.800,000	3.669,000	3.367,000	3.152,000	3.017,000	3.071,000	2.980,000	3.220,000	3.132,000	<b>3.267,556</b>
EE					4,675	10,430	7,000	9,000	9,000	<b>8,021</b>
IE	22,000	22,000	22,000	57,000	29,573	31,000	31,000	32,000	36,000	<b>31,397</b>
GR	117,000	174,000	210,000	266,000	294,000	252,000	177,200	178,000	108,343	<b>197,394</b>
ES		2.238,000	2.153,000	2.199,000	2.365,000	2.034,000	1.939,000	1.731,000	1.604,000	<b>1.807,000</b>
FR	4.970,000	5.062,000	5.304,000	5.178,000	5.566,000	5.847,000	5.723,089	4.707,499	5.410,000	<b>5.307,510</b>
IT	3.346,000	6.441,570	6.783,000	6.931,000	9.683,024	8.936,303	9.262,378	9.662,000	10.303,415	<b>7.927,632</b>
CY					3,463					<b>0,693</b>
LV					6,000	4,000	14,900	9,500		<b>6,880</b>
LT					94,110	65,856	36,300	53,500	67,034	<b>63,360</b>
LU	20,548	23,000	21,000	54,000	45,000	45,000	28,000	57,000		<b>32,616</b>
HU								489,500	540,000	<b>205,900</b>
MT					0,200	0,200	5,900	5,200	5,000	<b>3,300</b>
NL	88,000	84,000	80,000	76,000	141,000	217,000	240,481	208,000	165,000	<b>144,387</b>
AT	211,000	243,800	352,300	219,175	202,254	285,000	220,443	205,000	182,662	<b>235,737</b>
PL								34,000	57,000	<b>18,200</b>
PT	2.225,000	2.384,000	2.335,000	2.103,000	2.050,901	1.826,006	2.058,616	1.725,000	1.578,806	<b>2.031,814</b>
RO									19,404	<b>9,702</b>
SI					3,142		3,000	3,000	3,000	<b>2,428</b>
SK					4,430	54,900		14,000	44,762	<b>23,618</b>
FI	14,100	13,000	22,600	21,300	20,000	22,340	21,800	18,000	15,600	<b>18,749</b>
SE	138,000	78,000	83,000	96,000	124,000	162,000	149,000	99,000	68,000	<b>110,778</b>
GB	49,000	172,000	13,000	432,000	228,000	87,000	87,000	101,000	101,000	<b>141,111</b>
<b>Total</b>	<b>15.243,648</b>	<b>20.821,370</b>	<b>20.958,900</b>	<b>21.030,475</b>	<b>24.191,572</b>	<b>23.333,035</b>	<b>23.428,107</b>	<b>22.875,199</b>	<b>23.946,691</b>	<b>21.758,778</b>

\* (F)Définitif; (P)Provisoire; (E)Prévisionnel; (N/A)Inconnu

Paramètres les plus utilisés dans le secteur Vin, par campagne et par Etat Membre

**Vins de table - Rubrique: Production Totale - Source: DG AGRI - 1000 HL**

	2000/2001(F)	2001/2002(F)	2002/2003(F)	2003/2004(F)	2004/2005(F)	2005/2006(F)	2006/2007(F)	2007/2008(P)	2008/2009(E)	Moyenne
BE	2,000	1,000	1,000	2,000	2,000	2,000	1,000	1,000	2,000	<b>1,556</b>
BG								1.726,000	1.528,669	<b>1.627,335</b>
CZ					135,000	130,000	129,000	173,000	47,600	<b>122,920</b>
DK										
DE	785,000	388,000	629,000	275,620	593,000	310,000	355,000	571,000	602,663	<b>501,031</b>
EE										
IE										
GR	3.266,000	3.137,000	2.849,000	3.420,000	3.894,000	3.693,000	3.561,000	3.202,000	3.512,000	<b>3.392,667</b>
ES	26.779,000	18.884,000	22.247,000	36.220,000	30.295,000	28.158,000	24.803,000	22.860,000	28.631,000	<b>26.541,889</b>
FR	24.739,000	21.356,000	19.801,000	19.306,000	20.844,000	18.839,000	18.802,000	16.420,000	14.923,000	<b>19.447,778</b>
IT	41.205,000	39.615,000	32.456,000	30.404,000	38.017,000	38.042,000	39.709,000	34.509,000	37.644,779	<b>36.844,642</b>
CY					272,000	236,000	141,500	141,500	128,000	<b>183,800</b>
LV										
LT										
LU		10,000	15,000		3,000					<b>3,111</b>
HU					3.091,300	1.381,000	1.305,000	1.208,000	1.147,058	<b>1.626,472</b>
MT					70,000	60,000	48,000	48,000	55,000	<b>56,200</b>
NL						1,000			1,000	<b>0,222</b>
AT	246,000	465,200	414,500	338,814	464,000	217,000	204,000	290,000	566,660	<b>356,242</b>
PL										
PT	3.440,138	3.642,000	3.743,000	4.134,948	4.194,000	3.894,000	4.221,000	3.213,000	2.705,000	<b>3.687,454</b>
RO								4.804,000	5.841,000	<b>5.322,500</b>
SI					49,000	177,000	241,000	217,000	226,000	<b>182,000</b>
SK					101,430	44,000	51,000	48,000	44,977	<b>57,881</b>
FI										
SE										
GB	12,000	14,000	8,300	7,752	6,517	20,000	15,000	15,000	6,000	<b>11,619</b>
<b>Total</b>	<b>100.474,138</b>	<b>87.512,200</b>	<b>82.163,800</b>	<b>94.109,134</b>	<b>102.031,247</b>	<b>95.204,000</b>	<b>93.586,500</b>	<b>89.446,500</b>	<b>97.612,406</b>	<b>93.571,103</b>

\* (F)Définitif; (P)Provisoire; (E)Prévisionnel; (N/A)Inconnu

Paramètres les plus utilisés dans le secteur Vin, par campagne et par Etat Membre

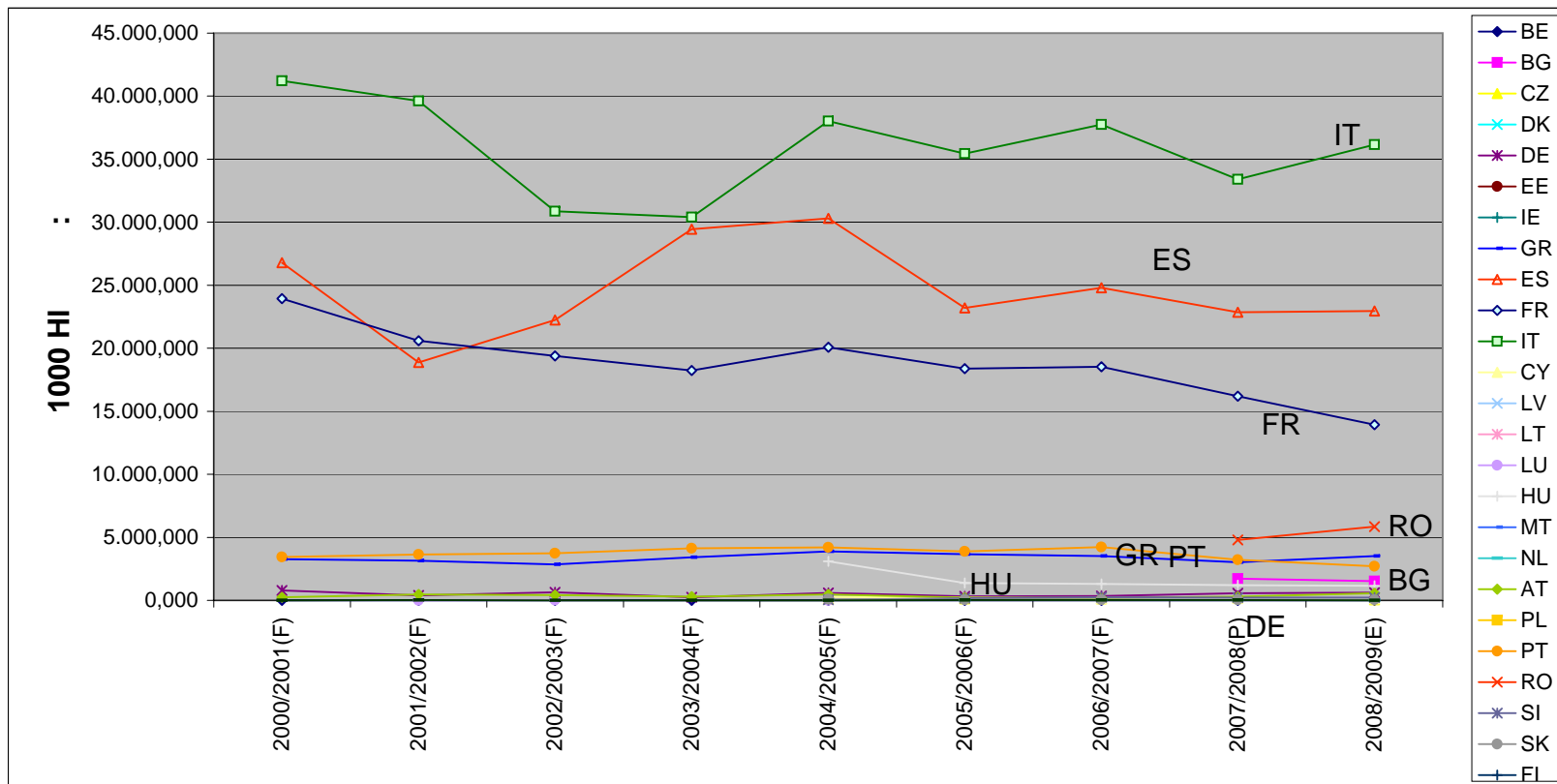
**Vins de table - Rubrique: Production utilisable - Source: DG AGRI - 1000 HL**

	2000/2001(F)	2001/2002(F)	2002/2003(F)	2003/2004(F)	2004/2005(F)	2005/2006(F)	2006/2007(F)	2007/2008(P)	2008/2009(E)	Moyenne
BE	2,000	1,000	1,000	2,000	2,000	2,000	1,000	1,000	2,000	<b>1,556</b>
BG								1.726,000	1.528,669	<b>1.627,335</b>
CZ					110,000	130,000	129,000	173,000	47,600	<b>117,920</b>
DK										
DE	785,000	388,000	629,000	250,682	593,000	310,000	355,000	571,000	602,663	<b>498,261</b>
EE										
IE										
GR	3.266,000	3.137,000	2.849,000	3.420,000	3.881,000	3.655,000	3.522,000	3.028,000	3.512,000	<b>3.363,333</b>
ES	26.779,000	18.884,000	22.247,000	29.443,000	30.295,000	23.197,000	24.803,000	22.860,000	22.961,000	<b>24.607,667</b>
FR	23.939,000	20.606,000	19.387,000	18.246,000	20.079,000	18.391,000	18.543,000	16.191,000	13.923,000	<b>18.811,667</b>
IT	41.205,000	39.615,000	30.860,000	30.404,000	38.017,000	35.442,000	37.740,000	33.409,000	36.144,779	<b>35.870,753</b>
CY					272,000	233,000	141,000	141,000	128,000	<b>183,000</b>
LV										
LT										
LU		10,000	15,000		3,000					<b>3,111</b>
HU					3.091,300	1.381,000	1.305,000	1.208,000	1.147,058	<b>1.626,472</b>
MT					70,000	60,000	48,000	48,000	55,000	<b>56,200</b>
NL						1,000			1,000	<b>0,222</b>
AT	244,000	465,200	414,500	302,837	464,000	217,000	204,000	290,000	566,660	<b>352,022</b>
PL										
PT	3.440,138	3.642,000	3.743,000	4.134,948	4.194,000	3.894,000	4.221,000	3.213,000	2.705,000	<b>3.687,454</b>
RO								4.804,000	5.841,000	<b>5.322,500</b>
SI					49,000	173,000	241,000	217,000	226,000	<b>181,200</b>
SK					101,430	44,000	51,000	48,000	44,977	<b>57,881</b>
FI										
SE										
GB	12,000	14,000	8,300	7,752	6,517	20,000	15,000	15,000	6,000	<b>11,619</b>
<b>Total</b>	<b>99.672,138</b>	<b>86.762,200</b>	<b>80.153,800</b>	<b>86.211,219</b>	<b>101.228,247</b>	<b>87.150,000</b>	<b>91.319,000</b>	<b>87.943,000</b>	<b>89.442,406</b>	<b>89.986,890</b>

\* (F)Définitif; (P)Provisoire; (E)Prévisionnel; (N/A)Inconnu

Paramètres les plus utilisés dans le secteur Vin, par campagne et par Etat Membre

Vins de table - Rubrique: Production utilisable - Source: DG AGRI - 1000 HL



Paramètres les plus utilisés dans le secteur Vin, par campagne et par Etat Membre

**Vins de table - Rubrique: Production - sauf vinification - Source: DG AGRI - 1000 HL**

	2000/2001(F)	2001/2002(F)	2002/2003(F)	2003/2004(F)	2004/2005(F)	2005/2006(F)	2006/2007(F)	2007/2008(P)	2008/2009(E)	Moyenne
BE										
BG										
CZ					25,000					5,000
DK										
DE				24,938						2,771
EE										
IE										
GR					13,000	38,000	39,000	174,000		29,333
ES				6.777,000		4.961,000			5.670,000	1.934,222
FR	800,000	750,000	414,000	1.060,000	765,000	448,000	259,000	229,000	1.000,000	636,111
IT			1.596,000			2.600,000	1.969,000	1.100,000	1.500,000	973,889
CY						3,000	0,500	0,500		0,800
LV										
LT										
LU										
HU										
MT										
NL										
AT	2,000			35,977						4,220
PL										
PT										
RO										
SI						4,000				0,800
SK										
FI										
SE										
GB										
<b>Total</b>	<b>802,000</b>	<b>750,000</b>	<b>2.010,000</b>	<b>7.897,915</b>	<b>803,000</b>	<b>8.054,000</b>	<b>2.267,500</b>	<b>1.503,500</b>	<b>8.170,000</b>	<b>3.584,213</b>

\* (F)Définitif; (P)Provisoire; (E)Prévisionnel; (N/A)Inconnu

Paramètres les plus utilisés dans le secteur Vin, par campagne et par Etat Membre

**Vins de table - Rubrique: Importations - intra et extra volume (HI) - Source: DG AGRI - 1000 HL**

	2000/2001(F)	2001/2002(F)	2002/2003(F)	2003/2004(F)	2004/2005(F)	2005/2006(F)	2006/2007(F)	2007/2008(P)	2008/2009(E)	Moyenne
BE	560,000	790,000	803,000	863,000	866,000	965,000	951,000	1.010,000	1.010,000	<b>868,667</b>
BG								33,000	33,000	<b>33,000</b>
CZ					1.090,000	1.123,000	1.215,000	1.286,000	1.286,000	<b>1.200,000</b>
DK	471,000	640,000	535,000	547,000	538,000	563,000	575,000	567,000	567,000	<b>555,889</b>
DE	5.128,000	5.879,000	5.300,628	7.128,000	7.681,000	7.638,000	8.744,000	7.962,000	7.962,000	<b>7.046,959</b>
EE					46,000	48,000	77,000	78,000	78,000	<b>65,400</b>
IE		119,200	134,666	191,000	270,000	280,000	275,000	269,000	269,000	<b>200,874</b>
GR	47,000	108,000	330,540	221,000	171,000	212,000	129,000	212,000	212,000	<b>182,504</b>
ES	256,000	98,000	1.070,451	178,000	227,762	399,000	600,000	614,000	614,000	<b>450,801</b>
FR	4.174,000	4.591,000	4.061,857	4.231,000	4.347,000	4.047,000	4.131,000	4.153,000	4.153,000	<b>4.209,873</b>
IT	430,000	1.344,000	2.432,870	1.431,000	1.355,000	1.098,000	910,000	1.245,000	1.245,000	<b>1.276,763</b>
CY					17,000	20,000	24,000	34,000	34,000	<b>25,800</b>
LV					131,000	150,000	176,000	186,000	186,000	<b>165,800</b>
LT					72,000	96,000	171,000	208,000	208,000	<b>151,000</b>
LU	78,000	92,000	72,593	81,000	89,000	91,000	80,000	78,000	78,000	<b>82,177</b>
HU					62,000	179,000	409,000	353,000	353,000	<b>271,200</b>
MT					23,000	27,000	25,000	40,000	40,000	<b>31,000</b>
NL	728,000	796,400	909,702	1.370,000	1.404,000	1.474,000	1.535,000	1.637,000	1.637,000	<b>1.276,789</b>
AT	157,000	314,000	242,803	346,000	383,000	418,000	444,000	364,000	364,000	<b>336,978</b>
PL					294,000	322,000	503,000	560,000	560,000	<b>447,800</b>
PT	1.586,704	1.471,700	1.379,064	1.626,000	1.453,000	1.265,000	843,000	1.330,000	1.330,000	<b>1.364,941</b>
RO								272,000	272,000	<b>272,000</b>
SI					25,000	37,000	46,000	38,000	38,000	<b>36,800</b>
SK					239,000	284,000	350,000	579,000	579,000	<b>406,200</b>
FI	64,000	111,100	155,793	142,000	179,000	188,000	209,000	186,000	186,000	<b>157,877</b>
SE	454,000	858,000	787,302	722,000	713,000	710,000	862,000	932,000	932,000	<b>774,478</b>
GB	2.280,000	2.563,000	2.711,352	3.146,000	3.679,000	3.860,000	4.197,000	4.179,000	4.179,000	<b>3.421,595</b>
<b>Total</b>	<b>16.413,704</b>	<b>19.775,400</b>	<b>20.927,621</b>	<b>22.223,000</b>	<b>25.354,762</b>	<b>25.494,000</b>	<b>27.481,000</b>	<b>28.405,000</b>	<b>28.405,000</b>	<b>23.831,054</b>

\* (F)Définitif; (P)Provisoire; (E)Prévisionnel; (N/A)Inconnu

Paramètres les plus utilisés dans le secteur Vin, par campagne et par Etat Membre

**Vins de table - Rubrique: Importations - volume extra de l'UE (HI) - Source: DG AGRI - 1000 HL**

	2000/2001(F)	2001/2002(F)	2002/2003(F)	2003/2004(F)	2004/2005(F)	2005/2006(F)	2006/2007(F)	2007/2008(P)	2008/2009(E)	Moyenne
BE										
BG										
CZ										
DK										
DE										
EE										
IE										
GR										
ES										
FR	576,000									64,000
IT										
CY										
LV										
LT										
LU										
HU										
MT										
NL										
AT										
PL										
PT										
RO										
SI										
SK										
FI										
SE										
GB										
<b>Total</b>	<b>576,000</b>									<b>64,000</b>

\* (F)Définitif; (P)Provisoire; (E)Prévisionnel; (N/A)Inconnu



Paramètres les plus utilisés dans le secteur Vin, par campagne et par Etat Membre

**Vins de table - Rubrique: Importations - Intra UE - Source: DG AGRI - 1000 HL**

	2000/2001(F)	2001/2002(F)	2002/2003(F)	2003/2004(F)	2004/2005(F)	2005/2006(F)	2006/2007(F)	2007/2008(P)	2008/2009(E)	Moyenne
BE	560,000	790,000	803,000	863,000	866,000	965,000	951,000	1.010,000	1.010,000	<b>868,667</b>
BG								33,000	33,000	<b>33,000</b>
CZ					1.090,000	1.123,000	1.215,000	1.286,000	1.286,000	<b>1.200,000</b>
DK	471,000	640,000	535,000	547,000	538,000	563,000	575,000	567,000	567,000	<b>555,889</b>
DE	5.128,000	5.879,000	5.300,628	7.128,000	7.681,000	7.638,000	8.744,000	7.962,000	7.962,000	<b>7.046,959</b>
EE					46,000	48,000	77,000	78,000	78,000	<b>65,400</b>
IE		119,200	134,666	191,000	270,000	280,000	275,000	269,000	269,000	<b>200,874</b>
GR	47,000	108,000	330,540	221,000	171,000	212,000	129,000	212,000	212,000	<b>182,504</b>
ES	256,000	98,000	1.070,451	178,000	227,762	399,000	600,000	614,000	614,000	<b>450,801</b>
FR	3.598,000	4.591,000	4.061,857	4.231,000	4.347,000	4.047,000	4.131,000	4.153,000	4.153,000	<b>4.145,873</b>
IT	430,000	1.344,000	2.432,870	1.431,000	1.355,000	1.098,000	910,000	1.245,000	1.245,000	<b>1.276,763</b>
CY					17,000	20,000	24,000	34,000	34,000	<b>25,800</b>
LV					131,000	150,000	176,000	186,000	186,000	<b>165,800</b>
LT					72,000	96,000	171,000	208,000	208,000	<b>151,000</b>
LU	78,000	92,000	72,593	81,000	89,000	91,000	80,000	78,000	78,000	<b>82,177</b>
HU					62,000	179,000	409,000	353,000	353,000	<b>271,200</b>
MT					23,000	27,000	25,000	40,000	40,000	<b>31,000</b>
NL	728,000	796,400	909,702	1.370,000	1.404,000	1.474,000	1.535,000	1.637,000	1.637,000	<b>1.276,789</b>
AT	157,000	314,000	242,803	346,000	383,000	418,000	444,000	364,000	364,000	<b>336,978</b>
PL					294,000	322,000	503,000	560,000	560,000	<b>447,800</b>
PT	1.586,704	1.471,700	1.379,064	1.626,000	1.453,000	1.265,000	843,000	1.330,000	1.330,000	<b>1.364,941</b>
RO								272,000	272,000	<b>272,000</b>
SI					25,000	37,000	46,000	38,000	38,000	<b>36,800</b>
SK					239,000	284,000	350,000	579,000	579,000	<b>406,200</b>
FI	64,000	111,100	155,793	142,000	179,000	188,000	209,000	186,000	186,000	<b>157,877</b>
SE	454,000	858,000	787,302	722,000	713,000	710,000	862,000	932,000	932,000	<b>774,478</b>
GB	2.280,000	2.563,000	2.711,352	3.146,000	3.679,000	3.860,000	4.197,000	4.179,000	4.179,000	<b>3.421,595</b>
<b>Total</b>	<b>15.837,704</b>	<b>19.775,400</b>	<b>20.927,621</b>	<b>22.223,000</b>	<b>25.354,762</b>	<b>25.494,000</b>	<b>27.481,000</b>	<b>28.405,000</b>	<b>28.405,000</b>	<b>23.767,054</b>

\* (F)Définitif; (P)Provisoire; (E)Prévisionnel; (N/A)Inconnu

Paramètres les plus utilisés dans le secteur Vin, par campagne et par Etat Membre

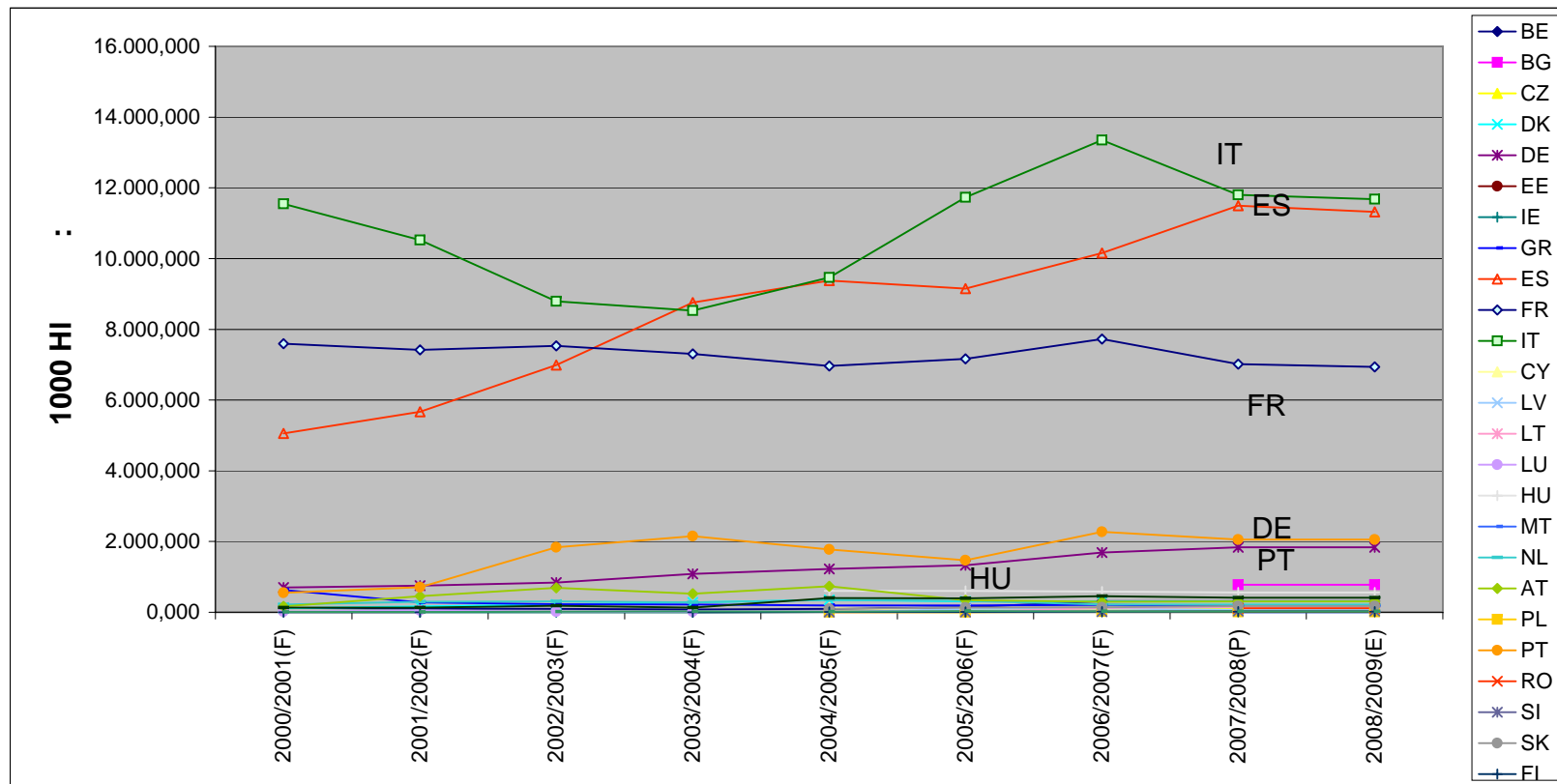
**Vins de table - Rubrique: Exportations - Intra et Extra en volume (hl) - Source: DG AGRI - 1000 HL**

	2000/2001(F)	2001/2002(F)	2002/2003(F)	2003/2004(F)	2004/2005(F)	2005/2006(F)	2006/2007(F)	2007/2008(P)	2008/2009(E)	Moyenne
BE	125,000	105,500	99,528	82,000	100,000	143,000	315,000	315,000	315,000	177,781
BG								782,000	782,000	782,000
CZ					28,000	49,000	72,000	111,000	111,000	74,200
DK	115,000	167,000	219,815	284,000	346,000	302,000	307,000	307,000	307,000	261,646
DE	696,000	752,000	838,402	1.084,000	1.222,000	1.327,000	1.685,000	1.841,000	1.841,000	1.254,045
EE					5,000	12,000	34,000	22,000	22,000	19,000
IE		1,500	3,700	4,000	5,000	8,000	14,000	9,000	9,000	6,022
GR	630,000	276,000	228,740	215,000	190,000	192,000	213,000	186,000	186,000	257,416
ES	5.056,000	5.670,000	6.986,485	8.753,000	9.375,000	9.152,000	10.157,000	11.499,000	11.320,300	8.663,198
FR	7.592,000	7.421,000	7.534,272	7.301,000	6.966,000	7.163,000	7.726,000	7.014,000	6.936,300	7.294,841
IT	11.547,000	10.525,000	8.794,991	8.527,000	9.468,000	11.734,000	13.345,000	11.799,000	11.682,000	10.824,666
CY					121,000	48,000	56,000	49,000	49,000	64,600
LV					2,000	94,000	104,000	74,000	74,000	69,600
LT					3,623	13,000	120,000	149,000	149,000	86,925
LU	15,000	53,000	20,447	20,000	24,000	22,000	22,000	25,000	25,000	25,161
HU					603,000	607,000	590,000	564,000	564,000	585,600
MT								1,000	1,000	0,400
NL	220,000	293,700	304,124	276,000	352,000	320,000	220,000	223,000	223,000	270,203
AT	169,000	454,000	691,959	527,000	731,000	341,000	296,000	302,000	302,000	423,773
PL					2,000	4,000	14,000	8,000	8,000	7,200
PT	552,605	709,800	1.834,009	2.150,000	1.773,000	1.472,000	2.271,000	2.052,000	2.052,000	1.651,824
RO								110,000	110,000	110,000
SI					5,000	8,000	15,000	39,000	39,000	21,200
SK					95,000	131,000	144,000	179,000	179,000	145,600
FI	1,100	1,000		4,000	6,000	7,000	15,000	20,000	20,000	8,233
SE	5,000	6,000	14,900	28,000	14,000	32,000	22,000	23,000	23,000	18,656
GB	131,000	130,000	184,278	133,000	405,000	397,000	452,000	415,000	415,000	295,809
Total	26.854,705	26.565,500	27.755,649	29.388,000	31.841,623	33.578,000	38.209,000	38.118,000	37.744,600	32.228,342

\* (F)Définitif; (P)Provisoire; (E)Prévisionnel; (N/A)Inconnu

Paramètres les plus utilisés dans le secteur Vin, par campagne et par Etat Membre

Vins de table - Rubrique: Exportations - Intra et Extra en volume (hl) - Source: DG AGRI - 1000 HL



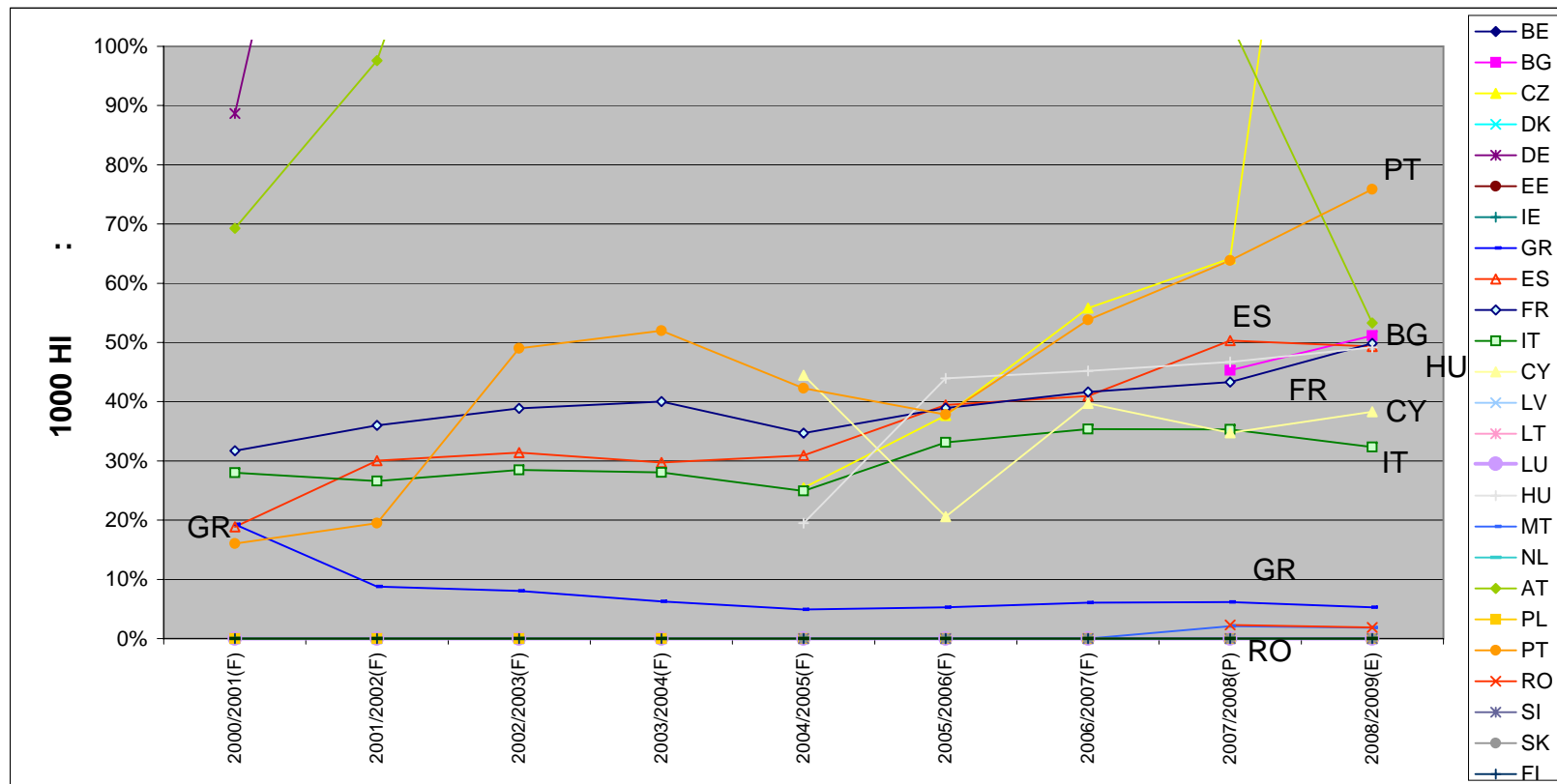
Paramètres les plus utilisés dans le secteur Vin, par campagne et par Etat Membre

Vins de table - Rubrique: Exportations - Intra et Extra en volume (hl) par rapport à la production vinifiée - Source: DG AGRI - en %										
	2000/2001(F)	2001/2002(F)	2002/2003(F)	2003/2004(F)	2004/2005(F)	2005/2006(F)	2006/2007(F)	2007/2008(P)	2008/2009(E)	Moyenne
BE	-	-	-	-	-	-	-	-	-	-
BG								45%	51%	48%
CZ					25%	38%	56%	64%	233%	63%
DK	-	-	-	-	-	-	-	-	-	-
DE	89%	194%	133%	432%	206%	428%	475%	322%	305%	252%
EE					-	-	-	-	-	-
IE	-	-	-	-	-	-	-	-	-	-
GR	19%	9%	8%	6%	5%	5%	6%	6%	5%	8%
ES	19%	30%	31%	30%	31%	39%	41%	50%	49%	35%
FR	32%	36%	39%	40%	35%	39%	42%	43%	50%	39%
IT	28%	27%	28%	28%	25%	33%	35%	35%	32%	30%
CY					44%	21%	40%	35%	38%	35%
LV					-	-	-	-	-	-
LT	-	-	-	-	-	-	-	-	-	-
LU	-	-	-	-	-	-	-	-	-	-
HU					20%	44%	45%	47%	49%	36%
MT								2%	2%	1%
NL	-	-	-	-	-	-	-	-	-	-
AT	69%	98%	167%	174%	158%	157%	145%	104%	53%	120%
PL	-	-	-	-	-	-	-	-	-	-
PT	16%	19%	49%	52%	42%	38%	54%	64%	76%	45%
RO								2%	2%	2%
SI					-	-	-	-	-	-
SK					-	-	-	-	-	-
FI	-	-	-	-	-	-	-	-	-	-
SE	-	-	-	-	-	-	-	-	-	-
GB	-	-	-	-	-	-	-	-	-	-
<b>Total</b>	<b>27%</b>	<b>31%</b>	<b>35%</b>	<b>34%</b>	<b>31%</b>	<b>39%</b>	<b>42%</b>	<b>43%</b>	<b>42%</b>	<b>36%</b>

\* (F)Définitif; (P)Provisoire; (E)Prévisionnel; (N/A)Inconnu

Paramètres les plus utilisés dans le secteur Vin, par campagne et par Etat Membre

Vins de table - Rubrique: Exportations - Intra et Extra en volume (hl)  
par rapport à la production vinifiée - Source: DG AGRI - en %



Paramètres les plus utilisés dans le secteur Vin, par campagne et par Etat Membre

**Vins de table - Rubrique: Exportations - extra UE en Volume (hl) - Source: DG AGRI - 1000 HL**

	2000/2001(F)	2001/2002(F)	2002/2003(F)	2003/2004(F)	2004/2005(F)	2005/2006(F)	2006/2007(F)	2007/2008(P)	2008/2009(E)	Moyenne
BE	6,000	6,500	4,595	2,000	4,000	12,000	19,000	31,000	31,000	<b>12,899</b>
BG								481,000	481,000	<b>481,000</b>
CZ						1,000		1,000	1,000	<b>0,600</b>
DK	7,000	10,000	8,698	12,000	7,000	6,000	13,000	18,000	18,000	<b>11,078</b>
DE	109,000	140,000	147,486	198,000	99,000	144,000	241,000	246,000	246,000	<b>174,498</b>
EE						3,000	22,000	7,000	7,000	<b>7,800</b>
IE		1,400	1,300	1,000		1,000				<b>0,522</b>
GR	72,000	40,000	45,340	44,000	9,000	23,000	35,000	35,000	35,000	<b>37,593</b>
ES	1.444,000	1.788,000	1.732,263	1.775,000	1.990,000	2.747,000	4.123,000	3.574,000	3.395,300	<b>2.507,618</b>
FR	2.081,000	1.861,000	1.882,271	1.879,000	1.561,000	1.919,000	2.349,000	1.554,000	1.476,300	<b>1.840,286</b>
IT	2.120,500	2.399,000	2.224,274	2.351,000	1.739,000	2.206,000	2.374,000	2.340,000	2.223,000	<b>2.219,642</b>
CY					23,000	14,000	11,000	11,000	11,000	<b>14,000</b>
LV						89,000	95,000	65,000	65,000	<b>62,800</b>
LT					1,000	9,000	118,000	146,000	146,000	<b>84,000</b>
LU			0,426					1,000	1,000	<b>0,270</b>
HU					42,000	72,000	90,000	64,000	64,000	<b>66,400</b>
MT										
NL	18,000	7,700	7,706	8,000		7,000	20,000	27,000	27,000	<b>13,601</b>
AT	73,000	194,000	225,904	247,000	245,000	23,000	21,000	27,000	27,000	<b>120,323</b>
PL					1,000	2,000	3,000	2,000	2,000	<b>2,000</b>
PT	262,000	328,300	508,442	609,000	729,000	761,000	1.121,000	1.002,000	1.002,000	<b>702,527</b>
RO								27,000	27,000	<b>27,000</b>
SI					1,000	1,000	3,000	28,000	28,000	<b>12,200</b>
SK					5,000	3,000	1,000			<b>1,800</b>
FI	1,100	0,600		4,000		1,000	1,000	1,000	1,000	<b>1,078</b>
SE	3,000	4,000	7,900	16,000		16,000	5,000	6,000	6,000	<b>7,100</b>
GB	26,000	12,100	31,221	19,000	31,000	21,000	26,000	22,000	22,000	<b>23,369</b>
<b>Total</b>	<b>6.222,600</b>	<b>6.792,600</b>	<b>6.827,825</b>	<b>7.165,000</b>	<b>6.487,000</b>	<b>8.081,000</b>	<b>10.691,000</b>	<b>9.716,000</b>	<b>9.342,600</b>	<b>7.925,069</b>

\* (F)Définitif; (P)Provisoire; (E)Prévisionnel; (N/A)Inconnu

Paramètres les plus utilisés dans le secteur Vin, par campagne et par Etat Membre

**Vins de table - Rubrique: Exportations intra UE en volume (hl) - Source: DG AGRI - 1000 HL**

	2000/2001(F)	2001/2002(F)	2002/2003(F)	2003/2004(F)	2004/2005(F)	2005/2006(F)	2006/2007(F)	2007/2008(P)	2008/2009(E)	Moyenne
BE	119,000	99,000	94,934	80,000	96,000	131,000	296,000	284,000	284,000	<b>164,882</b>
BG								301,000	301,000	<b>301,000</b>
CZ					28,000	48,000	72,000	110,000	110,000	<b>73,600</b>
DK	108,000	157,000	211,117	272,000	339,000	296,000	294,000	289,000	289,000	<b>250,569</b>
DE	587,000	612,000	690,917	886,000	1.123,000	1.183,000	1.444,000	1.595,000	1.595,000	<b>1.079,546</b>
EE					5,000	9,000	12,000	15,000	15,000	<b>11,200</b>
IE		0,100	2,400	3,000	5,000	7,000	14,000	9,000	9,000	<b>5,500</b>
GR	558,000	236,000	183,401	171,000	181,000	169,000	178,000	151,000	151,000	<b>219,822</b>
ES	3.612,000	3.882,000	5.254,221	6.978,000	7.385,000	6.405,000	6.034,000	7.925,000	7.925,000	<b>6.155,580</b>
FR	5.511,000	5.560,000	5.652,002	5.422,000	5.405,000	5.244,000	5.377,000	5.460,000	5.460,000	<b>5.454,556</b>
IT	9.426,500	8.126,000	6.570,717	6.176,000	7.729,000	9.528,000	10.971,000	9.459,000	9.459,000	<b>8.605,024</b>
CY					98,000	34,000	45,000	38,000	38,000	<b>50,600</b>
LV					2,000	5,000	9,000	9,000	9,000	<b>6,800</b>
LT					2,623	4,000	2,000	3,000	3,000	<b>2,925</b>
LU	15,000	53,000	20,020	20,000	24,000	22,000	22,000	24,000	24,000	<b>24,891</b>
HU					561,000	535,000	500,000	500,000	500,000	<b>519,200</b>
MT								1,000	1,000	<b>0,400</b>
NL	202,000	286,000	296,417	268,000	352,000	313,000	200,000	196,000	196,000	<b>256,602</b>
AT	96,000	260,000	466,055	280,000	486,000	318,000	275,000	275,000	275,000	<b>303,451</b>
PL					1,000	2,000	11,000	6,000	6,000	<b>5,200</b>
PT	290,605	381,500	1.325,567	1.541,000	1.044,000	711,000	1.150,000	1.050,000	1.050,000	<b>949,297</b>
RO								83,000	83,000	<b>83,000</b>
SI					4,000	7,000	12,000	11,000	11,000	<b>9,000</b>
SK					90,000	128,000	143,000	179,000	179,000	<b>143,800</b>
FI		0,400			6,000	6,000	14,000	19,000	19,000	<b>7,156</b>
SE	2,000	2,000	7,000	12,000	14,000	16,000	17,000	17,000	17,000	<b>11,556</b>
GB	105,000	117,900	153,057	114,000	374,000	376,000	426,000	393,000	393,000	<b>272,440</b>
<b>Total</b>	<b>20.632,105</b>	<b>19.772,900</b>	<b>20.927,824</b>	<b>22.223,000</b>	<b>25.354,623</b>	<b>25.497,000</b>	<b>27.518,000</b>	<b>28.402,000</b>	<b>28.402,000</b>	<b>24.303,272</b>

\* (F)Définitif; (P)Provisoire; (E)Prévisionnel; (N/A)Inconnu

Paramètres les plus utilisés dans le secteur Vin, par campagne et par Etat Membre

**Vins de table - Rubrique: Utilisation domestique totale - Source: DG AGRI - 1000 HL**

	2000/2001(F)	2001/2002(F)	2002/2003(F)	2003/2004(F)	2004/2005(F)	2005/2006(F)	2006/2007(F)	2007/2008(P)	2008/2009(E)	Moyenne
BE	430,000	695,500	671,472	777,000	782,000	833,000	617,000	700,000	700,105	<b>689,564</b>
BG								953,347	1.006,850	<b>980,099</b>
CZ					909,300	1.179,000	1.517,900	1.182,039	1.183,705	<b>1.194,389</b>
DK	354,000	473,000	315,185	251,000	173,967	261,033	268,000	216,000	216,000	<b>280,909</b>
DE	5.444,000	5.930,000	5.407,225	6.535,682	6.944,000	6.733,000	7.235,000	6.743,000	6.647,583	<b>6.402,166</b>
EE					35,245	40,430	41,000	56,000	56,000	<b>45,735</b>
IE		117,000	95,966	214,427	263,573	272,000	260,000	256,000	256,000	<b>192,774</b>
GR	2.837,000	3.022,000	2.816,800	3.165,367	3.465,633	4.204,000	3.628,713	3.353,767	3.421,432	<b>3.323,857</b>
ES	18.551,000	16.010,000	16.323,966	18.402,000	18.523,762	18.218,000	14.934,000	13.021,000	11.091,550	<b>16.119,475</b>
FR	18.371,000	21.653,000	17.560,585	14.970,000	12.746,045	15.264,955	17.787,986	13.632,557	13.371,510	<b>16.150,849</b>
IT	27.848,000	32.788,000	25.924,879	19.361,055	26.107,945	26.725,000	26.539,284	22.486,255	22.475,665	<b>25.584,009</b>
CY					94,329	257,000	144,678	141,960	137,963	<b>155,186</b>
LV					131,300	45,000	77,400	110,500	110,500	<b>94,940</b>
LT					96,631	112,856	33,800	45,466	45,466	<b>66,844</b>
LU	40,000	52,000	30,147	77,000	68,000	83,000	32,000	56,000	56,000	<b>54,905</b>
HU					1.394,300	1.804,000	1.731,900	1.039,500	1.078,621	<b>1.409,664</b>
MT					93,600	51,700	78,100	98,200	100,125	<b>84,345</b>
NL	524,000	511,560	609,579	1.029,040	975,960	1.132,000	1.347,481	1.457,000	1.457,035	<b>1.004,851</b>
AT	281,552	216,700	52,744	174,776	31,961	409,000	431,499	330,984	350,817	<b>253,337</b>
PL					292,000	318,000	447,000	537,000	537,000	<b>426,200</b>
PT	3.737,000	4.145,340	4.143,055	3.747,682	3.533,238	3.534,028	2.858,552	3.007,743	3.178,743	<b>3.542,820</b>
RO								4.042,152	4.246,587	<b>4.144,370</b>
SI					9,357	215,000	291,000	210,646	218,556	<b>188,912</b>
SK					163,130	209,710	275,000	438,099	439,673	<b>305,122</b>
FI	61,000	100,500	157,093	139,300	170,660	182,340	197,800	168,400	168,400	<b>149,499</b>
SE	511,000	847,000	756,402	669,000	660,620	691,000	886,600	944,000	944,000	<b>767,736</b>
GB	2.368,000	2.348,000	2.389,374	3.232,752	3.429,097	3.483,000	3.718,000	3.779,000	3.779,210	<b>3.169,604</b>
<b>Total</b>	<b>81.357,552</b>	<b>88.909,600</b>	<b>77.254,472</b>	<b>72.746,081</b>	<b>81.095,654</b>	<b>86.258,052</b>	<b>85.379,693</b>	<b>79.006,615</b>	<b>77.275,097</b>	<b>81.031,424</b>

\* (F)Définitif; (P)Provisoire; (E)Prévisionnel; (N/A)Inconnu



Paramètres les plus utilisés dans le secteur Vin, par campagne et par Etat Membre

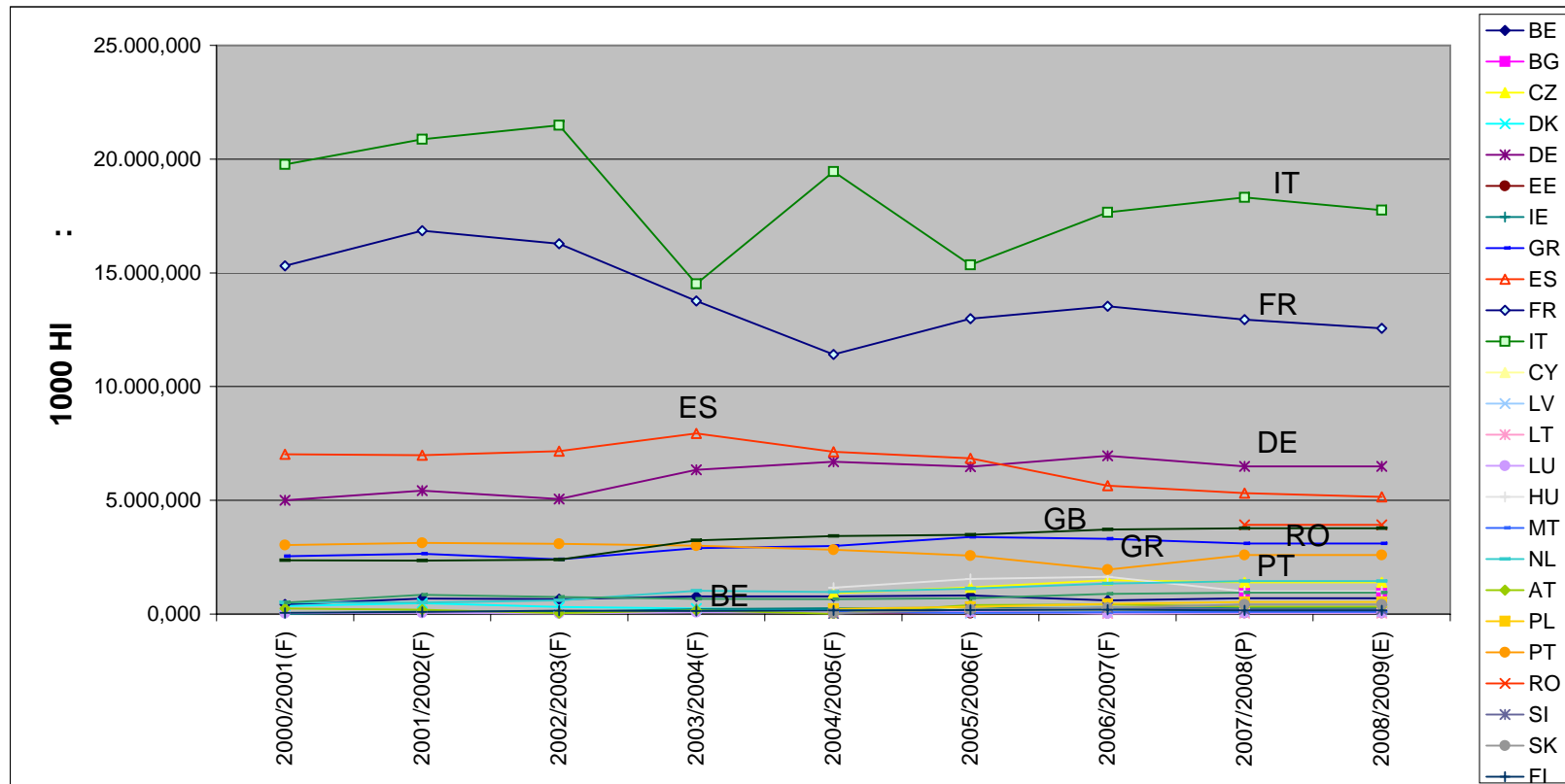
**Vins de table - Rubrique: Consommation humaine - Source: DG AGRI - 1000 HL**

	2000/2001(F)	2001/2002(F)	2002/2003(F)	2003/2004(F)	2004/2005(F)	2005/2006(F)	2006/2007(F)	2007/2008(P)	2008/2009(E)	Moyenne
BE	421,000	686,500	662,472	777,000	773,000	824,000	608,000	691,000	691,000	<b>681,552</b>
BG								953,347	953,347	<b>953,347</b>
CZ					909,300	1.171,000	1.495,900	1.394,039	1.394,039	<b>1.272,856</b>
DK	354,000	473,000	315,185	251,000	173,967	261,033	268,000	216,000	216,000	<b>280,909</b>
DE	5.003,000	5.430,000	5.062,225	6.345,882	6.703,000	6.478,000	6.963,000	6.494,000	6.494,000	<b>6.108,123</b>
EE					35,245	40,430	41,000	56,000	56,000	<b>45,735</b>
IE		117,000	95,966	214,427	263,573	272,000	260,000	256,000	256,000	<b>192,774</b>
GR	2.537,000	2.656,000	2.399,800	2.897,367	2.993,633	3.392,000	3.305,013	3.099,767	3.099,767	<b>2.931,150</b>
ES	7.024,000	6.984,000	7.160,966	7.944,000	7.138,762	6.843,000	5.645,000	5.315,000	5.155,550	<b>6.578,920</b>
FR	15.313,000	16.858,000	16.282,585	13.766,000	11.409,045	12.981,955	13.532,986	12.946,917	12.558,510	<b>13.961,000</b>
IT	19.769,000	20.869,000	21.488,879	14.514,055	19.451,945	15.355,000	17.653,284	18.309,895	17.760,598	<b>18.352,406</b>
CY					22,419	245,000	144,678	106,960	106,960	<b>125,203</b>
LV					130,800	45,000	77,400	110,500	110,500	<b>94,840</b>
LT					95,131	110,856	32,200	43,466	43,466	<b>65,024</b>
LU	40,000	52,000	30,147	77,000	68,000	83,000	32,000	56,000	56,000	<b>54,905</b>
HU					1.168,300	1.545,000	1.645,700	991,500	991,500	<b>1.268,400</b>
MT					92,500	51,700	78,100	98,200	98,200	<b>83,740</b>
NL	512,000	511,560	601,579	1.029,040	966,960	1.124,000	1.339,481	1.448,000	1.448,000	<b>997,847</b>
AT	249,552	186,700	42,344	162,776	19,961	398,800	422,799	321,384	321,384	<b>236,189</b>
PL					235,000	318,000	447,000	537,000	537,000	<b>414,800</b>
PT	3.032,000	3.136,340	3.087,055	3.000,959	2.825,238	2.566,028	1.948,552	2.596,743	2.596,743	<b>2.754,406</b>
RO								3.926,152	3.926,152	<b>3.926,152</b>
SI					9,357	209,000	286,000	206,646	206,646	<b>183,530</b>
SK					47,680	201,710	275,000	425,099	425,099	<b>274,918</b>
FI	61,000	100,500	157,093	139,300	170,660	182,340	197,800	168,400	168,400	<b>149,499</b>
SE	511,000	847,000	756,402	669,000	660,620	691,000	886,600	944,000	944,000	<b>767,736</b>
GB	2.368,000	2.348,000	2.389,374	3.232,752	3.429,097	3.483,000	3.718,000	3.779,000	3.779,000	<b>3.169,580</b>
<b>Total</b>	<b>57.194,552</b>	<b>61.255,600</b>	<b>60.532,072</b>	<b>55.020,558</b>	<b>59.793,194</b>	<b>58.872,852</b>	<b>61.303,493</b>	<b>65.491,015</b>	<b>64.393,861</b>	<b>60.428,577</b>

\* (F)Définitif; (P)Provisoire; (E)Prévisionnel; (N/A)Inconnu

Paramètres les plus utilisés dans le secteur Vin, par campagne et par Etat Membre

Vins de table - Rubrique: Consommation humaine - Source: DG AGRI - 1000 HL



Paramètres les plus utilisés dans le secteur Vin, par campagne et par Etat Membre

**Vins de table - Rubrique: Usages industriels - Source: DG AGRI - 1000 HL**

	2000/2001(F)	2001/2002(F)	2002/2003(F)	2003/2004(F)	2004/2005(F)	2005/2006(F)	2006/2007(F)	2007/2008(P)	2008/2009(E)	Moyenne
BE	6,000	6,000	6,000		6,000	6,000	6,000	6,000	6,105	<b>5,345</b>
BG									53,503	<b>26,752</b>
CZ						4,000	2,000		1,666	<b>1,533</b>
DK										
DE	441,000	500,000	345,000	189,800	241,000	255,000	272,000	249,000	153,583	<b>294,043</b>
EE										
IE										
GR	200,000	266,000	317,000	168,000	372,000	712,000	223,700	154,000	221,665	<b>292,707</b>
ES	10.687,000	8.211,000	8.265,000	9.458,000	10.529,000	10.781,000	8.627,000	7.059,000	5.289,000	<b>8.767,333</b>
FR	2.786,000	4.467,000	938,000	884,000	1.031,000	2.029,000	3.978,000	430,640	558,000	<b>1.900,182</b>
IT	6.579,000	9.769,000	2.936,000	3.347,000	5.156,000	9.870,000	7.386,000	2.676,360	3.215,067	<b>5.659,381</b>
CY					50,910	8,000		30,000	26,003	<b>22,983</b>
LV										
LT										
LU										
HU					127,200	190,000	49,200	24,000	63,121	<b>90,704</b>
MT									1,925	<b>0,385</b>
NL									0,035	<b>0,004</b>
AT	7,000	23,000	5,000			6,500	5,600	5,600	25,433	<b>8,681</b>
PL										
PT	595,000	999,000	1.046,000	736,723	698,000	958,000	900,000	402,000	573,000	<b>767,525</b>
RO								87,000	291,435	<b>189,218</b>
SI									7,910	<b>1,582</b>
SK									1,574	<b>0,315</b>
FI										
SE										
GB									0,210	<b>0,023</b>
<b>Total</b>	<b>21.301,000</b>	<b>24.241,000</b>	<b>13.858,000</b>	<b>14.783,523</b>	<b>18.211,110</b>	<b>24.819,500</b>	<b>21.449,500</b>	<b>11.123,600</b>	<b>10.489,236</b>	<b>17.808,497</b>

\* (F)Définitif; (P)Provisoire; (E)Prévisionnel; (N/A)Inconnu

Paramètres les plus utilisés dans le secteur Vin, par campagne et par Etat Membre

**Vins de table - Rubrique: Usages industriels - distillations - alcool - Source: DG AGRI - 1000 HL**

	2000/2001(F)	2001/2002(F)	2002/2003(F)	2003/2004(F)	2004/2005(F)	2005/2006(F)	2006/2007(F)	2007/2008(P)	2008/2009(E)	Moyenne
BE									0,105	<b>0,012</b>
BG									53,503	<b>26,752</b>
CZ						3,000	1,000		1,666	<b>1,133</b>
DK										
DE	441,000	380,000	215,000	189,800	111,000	125,000	142,000	119,000	23,583	<b>194,043</b>
EE										
IE										
GR	150,000	216,000	267,000	118,000	300,000	640,000	162,700	93,000	160,665	<b>234,152</b>
ES	10.107,000	7.643,000	7.691,000	8.887,000	9.859,000	10.093,000	7.952,000	6.420,000	4.650,000	<b>8.144,667</b>
FR	2.536,000	4.262,000	720,000	669,000	814,000	1.867,000	3.827,000	372,640	500,000	<b>1.729,738</b>
IT	6.129,000	9.319,000	2.486,000	2.897,000	4.706,000	9.420,000	6.936,000	2.226,360	2.765,067	<b>5.209,381</b>
CY					49,910	3,000		18,000	14,003	<b>16,983</b>
LV										
LT										
LU										
HU					124,000	188,000	49,200	24,000	63,121	<b>89,664</b>
MT									1,925	<b>0,385</b>
NL									0,035	<b>0,004</b>
AT		23,000							19,833	<b>4,759</b>
PL										
PT	505,000	939,000	971,000	666,723	635,000	859,000	819,000	329,000	500,000	<b>691,525</b>
RO									204,435	<b>102,218</b>
SI									7,910	<b>1,582</b>
SK									1,574	<b>0,315</b>
FI										
SE										
GB									0,210	<b>0,023</b>
<b>Total</b>	<b>19.868,000</b>	<b>22.782,000</b>	<b>12.350,000</b>	<b>13.427,523</b>	<b>16.598,910</b>	<b>23.198,000</b>	<b>19.888,900</b>	<b>9.602,000</b>	<b>8.967,636</b>	<b>16.298,108</b>

\* (F)Définitif; (P)Provisoire; (E)Prévisionnel; (N/A)Inconnu

Paramètres les plus utilisés dans le secteur Vin, par campagne et par Etat Membre

<b>Vins de table - Rubrique: Usages industriels - distillations - alcool - eaux de vie d'appellation - Source: DG AGRI - 1000 HL</b>										
	2000/2001(F)	2001/2002(F)	2002/2003(F)	2003/2004(F)	2004/2005(F)	2005/2006(F)	2006/2007(F)	2007/2008(P)	2008/2009(E)	Moyenne
BE										
BG										
CZ										
DK										
DE										
EE										
IE										
GR										
ES										
FR										
IT						3.176,000				<b>352,889</b>
CY										
LV										
LT										
LU										
HU						134,000				<b>26,800</b>
MT										
NL										
AT										
PL										
PT						243,000				<b>27,000</b>
RO										
SI										
SK										
FI										
SE										
GB										
<b>Total</b>						<b>3.556,000</b>				<b>395,111</b>

\* (F)Définitif; (P)Provisoire; (E)Prévisionnel; (N/A)Inconnu

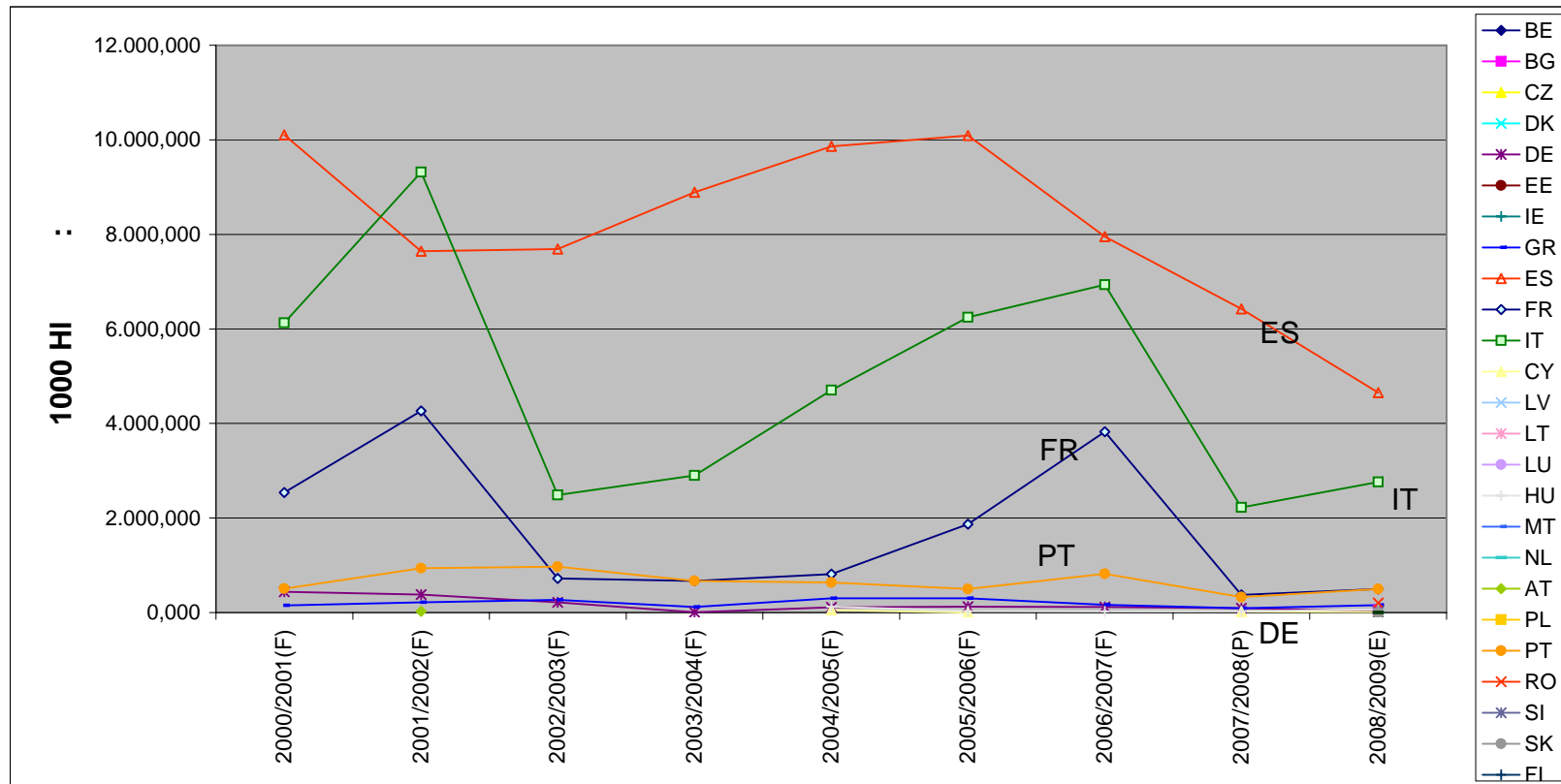
Paramètres les plus utilisés dans le secteur Vin, par campagne et par Etat Membre

<b>Vins de table - Rubrique: Utilisation industrielle - distillations - alcool - réglementation UE - Source: DG AGRI - 1000 HL</b>										
	2000/2001(F)	2001/2002(F)	2002/2003(F)	2003/2004(F)	2004/2005(F)	2005/2006(F)	2006/2007(F)	2007/2008(P)	2008/2009(E)	Moyenne
BE									0,105	<b>0,012</b>
BG									53,503	<b>26,752</b>
CZ									1,666	<b>0,333</b>
DK										
DE	441,000	380,000	215,000	9,800	111,000	125,000	120,000	91,000	23,583	<b>168,487</b>
EE										
IE										
GR	150,000	216,000	267,000	118,000	300,000	303,000	162,700	93,000	160,665	<b>196,707</b>
ES	10.107,000	7.643,000	7.691,000	8.887,000	9.859,000	10.093,000	7.952,000	6.420,000	4.650,000	<b>8.144,667</b>
FR	2.536,000	4.262,000	720,000	669,000	814,000	1.867,000	3.827,000	372,640	500,000	<b>1.729,738</b>
IT	6.129,000	9.319,000	2.486,000	2.897,000	4.706,000	6.244,000	6.936,000	2.226,360	2.765,067	<b>4.856,492</b>
CY					49,910	3,000		18,000	14,003	<b>16,983</b>
LV										
LT										
LU										
HU					124,000	33,000	28,000	24,000	63,121	<b>54,424</b>
MT									1,925	<b>0,385</b>
NL									0,035	<b>0,004</b>
AT		23,000							19,833	<b>4,759</b>
PL										
PT	505,000	939,000	971,000	666,723	635,000	496,000	819,000	329,000	500,000	<b>651,191</b>
RO									204,435	<b>102,218</b>
SI									7,910	<b>1,582</b>
SK									1,574	<b>0,315</b>
FI										
SE										
GB									0,210	<b>0,023</b>
<b>Total</b>	<b>19.868,000</b>	<b>22.782,000</b>	<b>12.350,000</b>	<b>13.247,523</b>	<b>16.598,910</b>	<b>19.164,000</b>	<b>19.844,700</b>	<b>9.574,000</b>	<b>8.967,636</b>	<b>15.821,863</b>

\* (F)Définitif; (P)Provisoire; (E)Prévisionnel; (N/A)Inconnu

Paramètres les plus utilisés dans le secteur Vin, par campagne et par Etat Membre

ns de table - Rubique: Utilisation industrielle - distillations - alcool - réglementation UE - Source: DG AGRI - 1000 H



Paramètres les plus utilisés dans le secteur Vin, par campagne et par Etat Membre

<b>Vins de table - Rubrique: Utilisation industrielle - distillations - alcool - réglementation EM - Source: DG AGRI - 1000 HL</b>										
	2000/2001(F)	2001/2002(F)	2002/2003(F)	2003/2004(F)	2004/2005(F)	2005/2006(F)	2006/2007(F)	2007/2008(P)	2008/2009(E)	Moyenne
BE										
BG										
CZ							1,000			0,200
DK										
DE				180,000			22,000	28,000		25,556
EE										
IE										
GR						337,000				37,444
ES										
FR										
IT										
CY										
LV										
LT										
LU										
HU						21,000	21,200			8,440
MT										
NL										
AT										
PL										
PT						120,000				13,333
RO										
SI										
SK										
FI										
SE										
GB										
<b>Total</b>				<b>180,000</b>		<b>478,000</b>	<b>44,200</b>	<b>28,000</b>		<b>81,133</b>

\* (F)Définitif; (P)Provisoire; (E)Prévisionnel; (N/A)Inconnu



Paramètres les plus utilisés dans le secteur Vin, par campagne et par Etat Membre

**Vins de table - Rubrique: Usages industriels - production de vinaigre - Source: DG AGRI - 1000 HL**

	2000/2001(F)	2001/2002(F)	2002/2003(F)	2003/2004(F)	2004/2005(F)	2005/2006(F)	2006/2007(F)	2007/2008(P)	2008/2009(E)	Moyenne
BE	6,000	6,000	6,000		6,000	6,000	6,000	6,000	6,000	<b>5,333</b>
BG										
CZ						1,000	1,000			<b>0,400</b>
DK										
DE		120,000	130,000		130,000	130,000	130,000	130,000	130,000	<b>100,000</b>
EE										
IE										
GR	50,000	50,000	50,000	50,000	72,000	72,000	61,000	61,000	61,000	<b>58,556</b>
ES	580,000	568,000	574,000	571,000	670,000	688,000	675,000	639,000	639,000	<b>622,667</b>
FR	250,000	205,000	218,000	215,000	217,000	162,000	151,000	58,000	58,000	<b>170,444</b>
IT	450,000	450,000	450,000	450,000	450,000	450,000	450,000	450,000	450,000	<b>450,000</b>
CY					1,000	5,000		12,000	12,000	<b>6,000</b>
LV										
LT										
LU										
HU					3,200	2,000				<b>1,040</b>
MT										
NL										
AT	7,000		5,000			6,500	5,600	5,600	5,600	<b>3,922</b>
PL										
PT	90,000	60,000	75,000	70,000	63,000	99,000	81,000	73,000	73,000	<b>76,000</b>
RO								87,000	87,000	<b>87,000</b>
SI										
SK										
FI										
SE										
GB										
<b>Total</b>	<b>1.433,000</b>	<b>1.459,000</b>	<b>1.508,000</b>	<b>1.356,000</b>	<b>1.612,200</b>	<b>1.621,500</b>	<b>1.560,600</b>	<b>1.521,600</b>	<b>1.521,600</b>	<b>1.510,389</b>

\* (F)Définitif; (P)Provisoire; (E)Prévisionnel; (N/A)Inconnu

Paramètres les plus utilisés dans le secteur Vin, par campagne et par Etat Membre

**Vins de table - Rubrique: Transformations - Source: DG AGRI - 1000 HL**

	2000/2001(F)	2001/2002(F)	2002/2003(F)	2003/2004(F)	2004/2005(F)	2005/2006(F)	2006/2007(F)	2007/2008(P)	2008/2009(E)	Moyenne
BE										
BG										
CZ						4,000	20,000	18,000	18,000	12,000
DK										
DE										
EE										
IE										
GR	50,000	50,000	50,000	50,000	50,000	50,000	50,000	50,000	50,000	50,000
ES	572,000	626,000	676,000	695,000	553,000	361,000	414,000	418,000	418,000	525,889
FR	215,000	228,000	250,000	221,000	207,000	169,000	166,000	166,000	166,000	198,667
IT	1.300,000	1.950,000	1.300,000	1.300,000	1.300,000	1.300,000	1.300,000	1.300,000	1.300,000	1.372,222
CY					20,000	4,000		5,000	5,000	6,800
LV										
LT										
LU										
HU					57,000	41,000	16,000	7,000	7,000	25,600
MT										
NL										
AT			1,300			1,500	1,000	1,000	1,000	0,644
PL					38,000					7,600
PT	70,000									7,778
RO								26,000	26,000	26,000
SI										
SK					71,230	6,000				15,446
FI										
SE										
GB										
<b>Total</b>	<b>2.207,000</b>	<b>2.854,000</b>	<b>2.277,300</b>	<b>2.266,000</b>	<b>2.296,230</b>	<b>1.936,500</b>	<b>1.967,000</b>	<b>1.991,000</b>	<b>1.991,000</b>	<b>2.198,448</b>

\* (F)Définitif; (P)Provisoire; (E)Prévisionnel; (N/A)Inconnu

Paramètres les plus utilisés dans le secteur Vin, par campagne et par Etat Membre

**Vins de table - Rubrique: Pertes - Source: DG AGRI - 1000 HL**

	2000/2001(F)	2001/2002(F)	2002/2003(F)	2003/2004(F)	2004/2005(F)	2005/2006(F)	2006/2007(F)	2007/2008(P)	2008/2009(E)	Moyenne
BE	3,000	3,000	3,000		3,000	3,000	3,000	3,000	3,000	<b>2,667</b>
BG										
CZ										
DK										
DE										
EE										
IE										
GR	50,000	50,000	50,000	50,000	50,000	50,000	50,000	50,000	50,000	<b>50,000</b>
ES	268,000	189,000	222,000	305,000	303,000	233,000	248,000	229,000	229,000	<b>247,333</b>
FR	57,000	100,000	90,000	99,000	99,000	85,000	111,000	89,000	89,000	<b>91,000</b>
IT	200,000	200,000	200,000	200,000	200,000	200,000	200,000	200,000	200,000	<b>200,000</b>
CY					1,000					<b>0,200</b>
LV					0,500					<b>0,100</b>
LT					1,500	2,000	1,600	2,000	2,000	<b>1,820</b>
LU										
HU					41,500	28,000	21,000	17,000	17,000	<b>24,900</b>
MT					1,100					<b>0,220</b>
NL	12,000		8,000		9,000	8,000	8,000	9,000	9,000	<b>7,000</b>
AT	25,000	7,000	4,100	12,000	12,000	2,200	2,100	3,000	3,000	<b>7,822</b>
PL					19,000					<b>3,800</b>
PT	40,000	10,000	10,000	10,000	10,000	10,000	10,000	9,000	9,000	<b>13,111</b>
RO								3,000	3,000	<b>3,000</b>
SI						6,000	5,000	4,000	4,000	<b>3,800</b>
SK					44,220	2,000		13,000	13,000	<b>14,444</b>
FI										
SE										
GB										
<b>Total</b>	<b>655,000</b>	<b>559,000</b>	<b>587,100</b>	<b>676,000</b>	<b>794,820</b>	<b>629,200</b>	<b>659,700</b>	<b>401,000</b>	<b>401,000</b>	<b>595,869</b>

\* (F)Définitif; (P)Provisoire; (E)Prévisionnel; (N/A)Inconnu

Paramètres les plus utilisés dans le secteur Vin, par campagne et par Etat Membre

**Vins de table - Rubrique: Stocks finaux - Source: DG AGRI - 1000 HL**

	2000/2001(F)	2001/2002(F)	2002/2003(F)	2003/2004(F)	2004/2005(F)	2005/2006(F)	2006/2007(F)	2007/2008(P)	2008/2009(E)	Moyenne
BE	136,000	95,000	128,000	134,000	120,000	111,000	115,000	111,000	108,895	<b>117,655</b>
BG								1.279,653	1.052,472	<b>1.166,062</b>
CZ					333,000	358,000	112,000	277,961	316,856	<b>279,563</b>
DK	116,000	112,000	118,000	130,000	149,033	149,000	149,000	193,000	237,000	<b>150,337</b>
DE	4.297,000	3.882,000	3.566,000	3.325,000	3.433,000	3.321,000	3.500,000	3.449,000	3.525,080	<b>3.588,676</b>
EE					10,430	6,000	9,000	9,000	9,000	<b>8,686</b>
IE	23,000	22,000	57,000	29,573	31,000	31,000	32,000	36,000	40,000	<b>33,508</b>
GR	1.040,000	1.524,000	1.658,000	1.918,633	2.315,000	1.786,000	1.595,000	1.295,233	1.411,801	<b>1.615,963</b>
ES	12.618,000	9.894,000	9.901,000	12.367,000	14.991,000	11.217,000	11.891,000	10.845,000	12.008,150	<b>11.748,017</b>
FR	17.701,000	13.823,990	12.178,000	12.384,000	17.097,955	17.108,000	14.740,000	14.707,000	12.475,191	<b>14.690,571</b>
IT	24.382,000	22.028,000	20.601,000	24.547,945	28.344,000	26.425,000	25.191,000	25.559,745	28.791,859	<b>25.096,728</b>
CY					234,000	182,000	151,000	135,040	110,077	<b>162,423</b>
LV					4,000	15,000	9,500	11,000	12,500	<b>10,400</b>
LT					65,856	36,000	53,500	67,034	80,568	<b>60,592</b>
LU	60,000	30,000	67,000	51,000	51,000	37,000	63,000	60,000	57,000	<b>52,889</b>
HU					2.064,000	1.213,000	815,500	773,000	630,437	<b>1.099,187</b>
MT					18,700	54,000	46,200	35,000	28,875	<b>36,555</b>
NL	84,000	75,130	76,000	140,960	217,000	240,000	208,000	165,000	122,965	<b>147,673</b>
AT	553,448	695,900	681,900	628,961	713,000	598,000	519,000	540,016	817,859	<b>638,676</b>
PL							42,000	57,000	72,000	<b>34,200</b>
PT	4.776,000	5.029,550	4.190,000	4.053,266	4.394,028	4.547,000	4.481,000	3.964,257	2.768,514	<b>4.244,846</b>
RO								968,848	2.725,261	<b>1.847,055</b>
SI					111,000	98,000	79,000	84,354	90,798	<b>92,630</b>
SK					153,710	141,000	123,000	132,901	138,205	<b>137,763</b>
FI	16,100	22,600	21,300	20,000	22,340	21,000	18,000	15,600	13,200	<b>18,904</b>
SE	78,000	83,000	99,000	124,000	162,380	149,000	103,000	68,000	33,000	<b>99,931</b>
GB	201,000	302,000	448,000	236,000	87,420	87,000	129,000	129,000	119,790	<b>193,246</b>
<b>Total</b>	<b>66.081,548</b>	<b>57.619,170</b>	<b>53.790,200</b>	<b>60.090,338</b>	<b>75.122,852</b>	<b>67.930,000</b>	<b>64.174,700</b>	<b>64.968,642</b>	<b>67.797,351</b>	<b>64.174,978</b>

\* (F)Définitif; (P)Provisoire; (E)Prévisionnel; (N/A)Inconnu

Paramètres les plus utilisés dans le secteur Vin, par campagne et par Etat Membre

**Vins de table - Rubique: Stocks finaux - aux producteurs - Source: DG AGRI - 1000 HL**

	2000/2001(F)	2001/2002(F)	2002/2003(F)	2003/2004(F)	2004/2005(F)	2005/2006(F)	2006/2007(F)	2007/2008(P)	2008/2009(E)	Moyenne
BE		17,000			25,000	22,000	23,000	23,000	20,895	14,544
BG								1.279,653	1.052,472	1.166,062
CZ					195,000	159,000	39,000	62,296	101,191	111,297
DK	4,000			0,084	0,033				44,000	5,346
DE	628,000	515,000	414,000	308,000	362,000	341,000	280,000	317,000	393,080	395,342
EE										
IE									4,000	0,444
GR	936,000	1.314,000	1.392,000	1.624,633	2.063,000	1.609,000	1.417,000	1.186,890	1.303,458	1.427,331
ES	10.354,000	7.741,000	7.702,000	10.002,000	12.957,000	9.399,000	10.160,000	9.241,000	10.404,150	9.773,350
FR	12.639,000	8.387,130	7.000,000	6.818,000	11.250,955	11.802,000	10.252,000	9.297,000	7.065,191	9.390,142
IT	17.940,421	15.245,000	13.670,000	14.864,921	19.407,697	17.163,000	15.529,000	15.256,330	18.488,444	16.396,090
CY					234,000	182,000	151,000	135,040	110,077	162,423
LV								11,000	12,500	4,700
LT									13,534	2,707
LU	30,000		13,000	6,000	6,000	9,000	6,000	60,000	57,000	20,778
HU					2.064,000	449,000	326,000	233,000	90,437	632,487
MT					18,500	48,000	41,000	30,000	23,875	32,275
NL										
AT	342,946	343,500	462,725	426,707	428,000	378,000	314,000	357,354	635,197	409,825
PL							8,000		15,000	4,600
PT	2.000,000	2.676,960	2.087,000	2.002,365	2.568,022	2.488,000	2.756,000	2.385,451	1.189,708	2.239,278
RO								949,444	2.705,857	1.827,651
SI					111,000	95,000	76,000	81,354	87,798	90,230
SK					98,810	83,000	109,000	88,139	93,443	94,478
FI										
SE			3,000				4,000			0,777
GB		13,000	432,000	8,000			28,000	28,000	18,790	58,643
<b>Total</b>	<b>44.874,367</b>	<b>36.252,590</b>	<b>33.175,725</b>	<b>36.060,710</b>	<b>51.789,017</b>	<b>44.227,000</b>	<b>41.519,000</b>	<b>41.021,951</b>	<b>43.850,660</b>	<b>41.419,002</b>

\* (F)Définitif; (P)Provisoire; (E)Prévisionnel; (N/A)Inconnu

Paramètres les plus utilisés dans le secteur Vin, par campagne et par Etat Membre

**Vins de table - Rubrique: Stocks finaux - au commerce - Source: DG AGRI - 1000 HL**

	2000/2001(F)	2001/2002(F)	2002/2003(F)	2003/2004(F)	2004/2005(F)	2005/2006(F)	2006/2007(F)	2007/2008(P)	2008/2009(E)	Moyenne
BE	136,000	78,000	128,000	134,000	95,000	89,000	92,000	88,000	88,000	<b>103,111</b>
BG										
CZ					138,000	199,000	73,000	215,665	215,665	<b>168,266</b>
DK	112,000	112,000	118,000	129,916	149,000	149,000	149,000	193,000	193,000	<b>144,991</b>
DE	3.669,000	3.367,000	3.152,000	3.017,000	3.071,000	2.980,000	3.220,000	3.132,000	3.132,000	<b>3.193,333</b>
EE					10,430	6,000	9,000	9,000	9,000	<b>8,686</b>
IE	23,000	22,000	57,000	29,573	31,000	31,000	32,000	36,000	36,000	<b>33,064</b>
GR	104,000	210,000	266,000	294,000	252,000	177,000	178,000	108,343	108,343	<b>188,632</b>
ES	2.264,000	2.153,000	2.199,000	2.365,000	2.034,000	1.818,000	1.731,000	1.604,000	1.604,000	<b>1.974,667</b>
FR	5.062,000	5.436,860	5.178,000	5.566,000	5.847,000	5.306,000	4.488,000	5.410,000	5.410,000	<b>5.300,429</b>
IT	6.441,579	6.783,000	6.931,000	9.683,024	8.936,303	9.262,000	9.662,000	10.303,415	10.303,415	<b>8.700,637</b>
CY										
LV					4,000	15,000	9,500			<b>5,700</b>
LT					65,856	36,000	53,500	67,034	67,034	<b>57,885</b>
LU	30,000	30,000	54,000	45,000	45,000	28,000	57,000			<b>32,111</b>
HU						764,000	489,500	540,000	540,000	<b>466,700</b>
MT					0,200	6,000	5,200	5,000	5,000	<b>4,280</b>
NL	84,000	75,130	76,000	140,960	217,000	240,000	208,000	165,000	165,000	<b>152,343</b>
AT	210,502	352,400	219,175	202,254	285,000	220,000	205,000	182,662	182,662	<b>228,851</b>
PL							34,000	57,000	57,000	<b>29,600</b>
PT	2.776,000	2.352,590	2.103,000	2.050,901	1.826,006	2.059,000	1.725,000	1.578,806	1.578,806	<b>2.005,568</b>
RO								19,404	19,404	<b>19,404</b>
SI						3,000	3,000	3,000	3,000	<b>2,400</b>
SK					54,900	58,000	14,000	44,762	44,762	<b>43,285</b>
FI	16,100	22,600	21,300	20,000	22,340	21,000	18,000	15,600	15,600	<b>19,171</b>
SE	78,000	83,000	96,000	124,000	162,380	149,000	99,000	68,000	68,000	<b>103,042</b>
GB	201,000	289,000	16,000	228,000	87,420	87,000	101,000	101,000	101,000	<b>134,602</b>
<b>Total</b>	<b>21.207,181</b>	<b>21.366,580</b>	<b>20.614,475</b>	<b>24.029,628</b>	<b>23.333,835</b>	<b>23.703,000</b>	<b>22.655,700</b>	<b>23.946,691</b>	<b>23.946,691</b>	<b>22.755,976</b>

\* (F)Définitif; (P)Provisoire; (E)Prévisionnel; (N/A)Inconnu

Paramètres les plus utilisés dans le secteur Vin, par campagne et par Etat Membre

**Vins de table - Rubique: Variation annuel des stocks - Source: DG AGRI - 1000 HL**

	2000/2001(F)	2001/2002(F)	2002/2003(F)	2003/2004(F)	2004/2005(F)	2005/2006(F)	2006/2007(F)	2007/2008(P)	2008/2009(E)	Moyenne
BE	7,000	-10,000	33,000	6,000	-14,000	-9,000	20,000	-4,000	-2,105	<b>2,988</b>
BG								23,653	-227,181	<b>-101,764</b>
CZ					262,700	25,000	-245,900	165,961	38,895	<b>49,331</b>
DK	2,000			12,000	18,033	-0,033		44,000	44,000	<b>13,333</b>
DE	-227,000	-415,000	-316,000	-241,000	108,000	-112,000	179,000	-51,000	76,080	<b>-110,991</b>
EE					5,755	-4,430	2,000			<b>0,665</b>
IE	1,000		35,000	-27,427	1,427		1,000	4,000	4,000	<b>2,111</b>
GR	-154,000	-53,000	134,000	260,633	396,367	-529,000	-190,713	-299,767	116,568	<b>-35,435</b>
ES	3.428,000	-2.698,000	7,000	2.466,000	2.624,000	-3.774,000	312,000	-1.046,000	1.163,150	<b>275,794</b>
FR	2.150,000	-3.877,000	-1.646,000	206,000	4.713,955	10,045	-2.839,986	-302,557	-2.231,810	<b>-424,150</b>
IT	2.240,000	-2.354,000	-1.427,000	3.946,945	3.796,055	-1.919,000	-1.234,284	368,745	3.232,114	<b>738,842</b>
CY					73,671	-52,000	-35,678	-15,960	-24,963	<b>-10,986</b>
LV					-2,300	11,000	-5,400	1,500	1,500	<b>1,260</b>
LT					-28,254	-29,856	17,200	13,534	13,534	<b>-2,768</b>
LU	23,000	-3,000	37,000	-16,000		-14,000	26,000	-3,000	-3,000	<b>5,222</b>
HU					1.156,000	-851,000	-607,900	-42,500	-142,563	<b>-97,593</b>
MT					-0,600	35,300	-5,100	-11,200	-6,125	<b>2,455</b>
NL	-4,000	-8,860	-4,000	64,960	76,040	23,000	-32,481	-43,000	-42,035	<b>3,292</b>
AT	-49,552	108,500	-87,400	-52,939	84,039	-115,000	-79,499	21,016	277,843	<b>11,890</b>
PL							42,000	15,000	15,000	<b>14,400</b>
PT	737,237	258,560	-855,000	-136,734	340,762	152,972	-65,552	-516,743	-1.195,743	<b>-142,249</b>
RO								923,848	1.756,413	<b>1.340,131</b>
SI					59,643	-13,000	-19,000	5,354	6,444	<b>7,888</b>
SK					82,300	-12,710	-18,000	9,901	5,304	<b>13,359</b>
FI	2,000	9,600	-1,300	-1,300	2,340	-1,340	-3,800	-2,400	-2,400	<b>0,156</b>
SE	-62,000	5,000	16,000	25,000	38,380	-13,000	-46,600	-35,000	-35,000	<b>-11,913</b>
GB	-207,000	99,000	146,000	-212,000	-148,580		42,000		-9,210	<b>-32,199</b>
<b>Total</b>	<b>7.886,685</b>	<b>-8.938,200</b>	<b>-3.928,700</b>	<b>6.300,138</b>	<b>13.645,733</b>	<b>-7.192,052</b>	<b>-4.788,693</b>	<b>-776,615</b>	<b>2.828,709</b>	<b>559,667</b>

\* (F)Définitif; (P)Provisoire; (E)Prévisionnel; (N/A)Inconnu

Paramètres les plus utilisés dans le secteur Vin, par campagne et par Etat Membre

**Autres vins - Rubique: Stocks initiaux - aux producteurs - Source: DG AGRI - 1000 HL**

	2000/2001(F)	2001/2002(F)	2002/2003(F)	2003/2004(F)	2004/2005(F)	2005/2006(F)	2006/2007(F)	2007/2008(P)	2008/2009(E)	Moyenne
BE										
BG								18,000		9,000
CZ								1,000		0,200
DK										
DE	14,000	40,000	33,000	33,000	38,000	40,000	37,000	32,000	47,000	34,889
EE										
IE										
GR										
ES	234,000	177,000	207,000	215,000	388,000	404,000	155,000	160,000	156,000	232,889
FR	8,000	106,000								12,667
IT	125,000	146,000	67,000	112,457						50,051
CY					3,811					0,762
LV					4,900	1,000	2,000	2,000	16,000	5,180
LT										
LU	22,960									2,551
HU										
MT					0,900	0,900	0,800	1,000	1,000	0,920
NL										
AT	20,000									2,222
PL					26,000	26,000	22,000			14,800
PT										
RO										
SI										
SK					32,060		28,000	28,000		17,612
FI										
SE										
GB	517,000		677,000							132,667
<b>Total</b>	<b>940,960</b>	<b>469,000</b>	<b>984,000</b>	<b>360,457</b>	<b>493,671</b>	<b>471,900</b>	<b>244,800</b>	<b>242,000</b>	<b>220,000</b>	<b>491,865</b>

\* (F)Définitif; (P)Provisoire; (E)Prévisionnel; (N/A)Inconnu



Paramètres les plus utilisés dans le secteur Vin, par campagne et par Etat Membre

**Autres vins - Rubrique: Stocks initiaux - Source: DG AGRI - 1000 HL**

	2000/2001(F)	2001/2002(F)	2002/2003(F)	2003/2004(F)	2004/2005(F)	2005/2006(F)	2006/2007(F)	2007/2008(P)	2008/2009(E)	Moyenne
BE	34,000	34,000	30,000	45,000	47,000	52,000	48,000	55,000	54,000	<b>44,333</b>
BG								18,000		<b>9,000</b>
CZ					173,800	26,600	29,100	18,000	46,438	<b>58,788</b>
DK	4,000	5,000								<b>1,000</b>
DE	156,000	287,000	260,000	239,000	158,000	165,000	132,000	162,000	187,000	<b>194,000</b>
EE					8,475	16,778	14,000	14,000	14,000	<b>13,451</b>
IE	50,000	50,000	69,000	46,000	52,000	92,000	92,000	6,000	6,000	<b>51,444</b>
GR										
ES	234,000	393,000	538,000	420,000	395,000	410,000	402,000	404,000	199,000	<b>377,222</b>
FR	126,000	153,000	133,000	168,425	260,000	233,553	260,213	266,000	299,000	<b>211,021</b>
IT	166,000	146,000	135,000	193,412	185,476	184,476	210,805	173,000	188,565	<b>175,859</b>
CY					3,811		0,005			<b>0,763</b>
LV					8,000	3,000	18,400	19,000	19,000	<b>13,480</b>
LT					8,688	8,366	9,700	10,000	9,738	<b>9,298</b>
LU	69,925	60,000	1,000	1,000	1,000	1,000	1,000			<b>14,992</b>
HU										
MT					1,100	1,100	2,000	2,000	2,000	<b>1,640</b>
NL	73,000	69,000	66,000	63,000	108,000	110,000	148,438	192,000	189,000	<b>113,160</b>
AT	95,000	8,900	7,500	7,035	4,454	6,000	8,874	8,000	9,700	<b>17,274</b>
PL					53,000	53,000	45,000	1,000	1,000	<b>30,600</b>
PT									1,489	<b>0,165</b>
RO										
SI					22,009					<b>4,402</b>
SK					36,240	82,530	28,000	36,000	2,681	<b>37,090</b>
FI	23,500	21,000	33,200	36,600	40,000	54,400	49,700	61,000	58,000	<b>41,933</b>
SE	75,000	45,000	58,000	50,000	83,000	76,000	156,000	90,000	97,000	<b>81,111</b>
GB	517,000	344,000	677,000	1.309,000	399,000	500,000	500,000	506,000	506,000	<b>584,222</b>
<b>Total</b>	<b>1.623,425</b>	<b>1.615,900</b>	<b>2.007,700</b>	<b>2.578,472</b>	<b>2.048,053</b>	<b>2.075,803</b>	<b>2.155,235</b>	<b>2.041,000</b>	<b>1.889,611</b>	<b>2.003,911</b>

\* (F)Définitif; (P)Provisoire; (E)Prévisionnel; (N/A)Inconnu

Paramètres les plus utilisés dans le secteur Vin, par campagne et par Etat Membre

**Autres vins - Rubique: Stocks initiaux - au commerce - Source: DG AGRI - 1000 HL**

	2000/2001(F)	2001/2002(F)	2002/2003(F)	2003/2004(F)	2004/2005(F)	2005/2006(F)	2006/2007(F)	2007/2008(P)	2008/2009(E)	Moyenne
BE	34,000	34,000	30,000	45,000	47,000	52,000	48,000	55,000	54,000	<b>44,333</b>
BG										
CZ					173,800	26,600	29,100	17,000	46,438	<b>58,588</b>
DK	4,000	5,000								<b>1,000</b>
DE	142,000	247,000	227,000	206,000	120,000	125,000	95,000	130,000	140,000	<b>159,111</b>
EE					8,475	16,778	14,000	14,000	14,000	<b>13,451</b>
IE	50,000	50,000	69,000	46,000	52,000	92,000	92,000	6,000	6,000	<b>51,444</b>
GR										
ES		216,000	331,000	205,000	7,000	6,000	247,000	244,000	43,000	<b>144,333</b>
FR	118,000	47,000	133,000	168,425	260,000	233,553	260,213	266,000	299,000	<b>198,355</b>
IT	41,000		68,000	80,955	185,476	184,476	210,805	173,000	188,565	<b>125,809</b>
CY							0,005			<b>0,001</b>
LV					3,100	2,000	16,400	17,000	3,000	<b>8,300</b>
LT					8,688	8,366	9,700	10,000	9,738	<b>9,298</b>
LU	46,965	60,000	1,000	1,000	1,000	1,000	1,000			<b>12,441</b>
HU										
MT					0,200	0,200	1,200	1,000	1,000	<b>0,720</b>
NL	73,000	69,000	66,000	63,000	108,000	110,000	148,438	192,000	189,000	<b>113,160</b>
AT	75,000	8,900	7,500	7,035	4,454	6,000	8,874	8,000	9,700	<b>15,051</b>
PL					27,000	27,000	23,000	1,000	1,000	<b>15,800</b>
PT									1,489	<b>0,165</b>
RO										
SI					22,009					<b>4,402</b>
SK					4,180	82,530		8,000	2,681	<b>19,478</b>
FI	23,500	21,000	33,200	36,600	40,000	54,400	49,700	61,000	58,000	<b>41,933</b>
SE	75,000	45,000	58,000	50,000	83,000	76,000	156,000	90,000	97,000	<b>81,111</b>
GB		344,000		1.309,000	399,000	500,000	500,000	506,000	506,000	<b>451,556</b>
<b>Total</b>	<b>682,465</b>	<b>1.146,900</b>	<b>1.023,700</b>	<b>2.218,015</b>	<b>1.554,382</b>	<b>1.603,903</b>	<b>1.910,435</b>	<b>1.799,000</b>	<b>1.669,611</b>	1.512,046

\* (F)Définitif; (P)Provisoire; (E)Prévisionnel; (N/A)Inconnu

Paramètres les plus utilisés dans le secteur Vin, par campagne et par Etat Membre

**Autres vins - Rubrique: Production Totale - Source: DG AGRI - 1000 HL**

	2000/2001(F)	2001/2002(F)	2002/2003(F)	2003/2004(F)	2004/2005(F)	2005/2006(F)	2006/2007(F)	2007/2008(P)	2008/2009(E)	Moyenne
BE									2,000	<b>0,222</b>
BG									12,114	<b>6,057</b>
CZ										
DK										
DE										
EE										
IE										
GR										
ES	4.044,000	3.678,000	6.015,000	85,000	6.907,000	231,000	5.422,000	5.320,000	5,000	<b>3.523,000</b>
FR	7.232,000	7.151,000	7.000,000	5.832,000	10.094,000	9.438,000	9.412,000	6.445,000	7.241,000	<b>7.760,556</b>
IT	184,000	149,000	144,000	83,000	118,000		97,000	97,000		<b>96,889</b>
CY					4,000					<b>0,800</b>
LV								14,000		<b>2,800</b>
LT										
LU	13,000									<b>1,444</b>
HU										
MT										
NL									1,000	<b>0,111</b>
AT	25,000	38,000	45,000	31,002	48,800		43,000	50,000	50,500	<b>36,811</b>
PL										
PT										
RO										
SI										
SK					13,510		7,000	17,000		<b>7,502</b>
FI										
SE										
GB			1,000							<b>0,111</b>
<b>Total</b>	<b>11.498,000</b>	<b>11.016,000</b>	<b>13.205,000</b>	<b>6.031,002</b>	<b>17.185,310</b>	<b>9.669,000</b>	<b>14.981,000</b>	<b>11.943,000</b>	<b>7.311,614</b>	<b>11.426,658</b>

\* (F)Définitif; (P)Provisoire; (E)Prévisionnel; (N/A)Inconnu

Paramètres les plus utilisés dans le secteur Vin, par campagne et par Etat Membre

**Autres vins - Rubrique: Production utilisable - Source: DG AGRI - 1000 HL**

	2000/2001(F)	2001/2002(F)	2002/2003(F)	2003/2004(F)	2004/2005(F)	2005/2006(F)	2006/2007(F)	2007/2008(P)	2008/2009(E)	Moyenne
BE									2,000	<b>0,222</b>
BG									12,114	<b>6,057</b>
CZ										
DK										
DE										
EE										
IE										
GR										
ES	164,000	288,000	174,000	85,000	13,000	231,000	36,000	30,000	5,000	<b>114,000</b>
FR	5.832,000	5.951,000	5.800,000	5.733,000	9.400,000	8.677,000	8.773,000	5.799,000	7.241,000	<b>7.022,889</b>
IT	184,000	149,000	144,000	83,000	118,000		97,000	97,000		<b>96,889</b>
CY										
LV								14,000		<b>2,800</b>
LT										
LU	13,000									<b>1,444</b>
HU										
MT										
NL									1,000	<b>0,111</b>
AT	25,000		11,900	31,002	0,100				50,500	<b>13,167</b>
PL										
PT										
RO										
SI										
SK					13,510		7,000	17,000		<b>7,502</b>
FI										
SE										
GB			1,000							<b>0,111</b>
<b>Total</b>	<b>6.218,000</b>	<b>6.388,000</b>	<b>6.130,900</b>	<b>5.932,002</b>	<b>9.544,610</b>	<b>8.908,000</b>	<b>8.913,000</b>	<b>5.957,000</b>	<b>7.311,614</b>	<b>7.255,903</b>

\* (F)Définitif; (P)Provisoire; (E)Prévisionnel; (N/A)Inconnu

Paramètres les plus utilisés dans le secteur Vin, par campagne et par Etat Membre

**Autres vins - Rubrique: Production - sauf vinification - Source: DG AGRI - 1000 HL**

	2000/2001(F)	2001/2002(F)	2002/2003(F)	2003/2004(F)	2004/2005(F)	2005/2006(F)	2006/2007(F)	2007/2008(P)	2008/2009(E)	Moyenne
BE										
BG										
CZ										
DK										
DE										
EE										
IE										
GR										
ES	3.880,000	3.390,000	5.841,000		6.894,000		5.386,000	5.290,000		<b>3.409,000</b>
FR	1.400,000	1.200,000	1.200,000	99,000	694,000	761,000	639,000	646,000		<b>737,667</b>
IT										
CY					4,000					<b>0,800</b>
LV										
LT										
LU										
HU										
MT										
NL										
AT		38,000	33,100		48,700		43,000	50,000		<b>23,644</b>
PL										
PT										
RO										
SI										
SK										
FI										
SE										
GB										
<b>Total</b>	<b>5.280,000</b>	<b>4.628,000</b>	<b>7.074,100</b>	<b>99,000</b>	<b>7.640,700</b>	<b>761,000</b>	<b>6.068,000</b>	<b>5.986,000</b>		<b>4.170,756</b>

\* (F)Définitif; (P)Provisoire; (E)Prévisionnel; (N/A)Inconnu

Paramètres les plus utilisés dans le secteur Vin, par campagne et par Etat Membre

**Autres vins - Rubrique: Importations - intra et extra volume (HI) - Source: DG AGRI - 1000 HL**

	2000/2001(F)	2001/2002(F)	2002/2003(F)	2003/2004(F)	2004/2005(F)	2005/2006(F)	2006/2007(F)	2007/2008(P)	2008/2009(E)	Moyenne
BE	131,000	184,000	204,000	236,000	269,000	295,000	337,000	324,000	324,000	<b>256,000</b>
BG								21,000	21,000	<b>21,000</b>
CZ					91,000	98,000	97,000	114,000	114,000	<b>102,800</b>
DK	374,000	455,000	613,209	697,000	760,000	761,000	784,000	854,000	854,000	<b>683,579</b>
DE	2.609,000	2.656,000	2.592,013	2.101,000	1.986,000	2.053,000	2.406,000	2.366,000	2.366,000	<b>2.348,335</b>
EE					40,000	41,000	25,000	30,000	30,000	<b>33,200</b>
IE		246,000	268,288	281,000	339,000	206,000	331,000	216,000	216,000	<b>233,699</b>
GR		6,000	3,414	26,000		3,000	9,000	43,000	43,000	<b>14,824</b>
ES	166,000	39,000	14,633	20,000	20,000	26,000	26,000	30,000	30,000	<b>41,293</b>
FR	362,000	545,000	532,264	681,000	594,000	611,000	666,000	678,000	678,000	<b>594,140</b>
IT	57,000	143,000	57,545	92,000	395,000	594,000	761,000	599,000	599,000	<b>366,394</b>
CY					3,000	2,000	2,000	3,000	3,000	<b>2,600</b>
LV						28,000	25,000	23,000	23,000	<b>19,800</b>
LT					28,200	27,000	12,000	14,000	14,000	<b>19,040</b>
LU	54,000	9,000	1,036	1,000		1,000	5,000	1,000	1,000	<b>8,115</b>
HU					2,000	2,000	15,000	7,000	7,000	<b>6,600</b>
MT						24,000	25,000	28,000	28,000	<b>21,000</b>
NL	825,000	875,800	959,861	1.105,000	1.196,000	1.192,000	935,000	977,000	977,000	<b>1.004,740</b>
AT	34,000	30,200	31,304	34,000	29,000	26,000	26,000	29,000	29,000	<b>29,834</b>
PL					300,000	277,000	96,000	124,000	124,000	<b>184,200</b>
PT			77,577		3,000	2,000	20,000	23,000	23,000	<b>16,509</b>
RO								18,000	18,000	<b>18,000</b>
SI						11,000	15,000	16,000	16,000	<b>11,600</b>
SK					0,050	6,000	9,000	6,000	51,000	<b>14,410</b>
FI	181,000	128,000	168,655	203,000		217,000	257,000	273,000	273,000	<b>188,962</b>
SE	324,000	277,000	318,030	429,000	437,000	487,000	496,000	534,000	534,000	<b>426,226</b>
GB	4.780,000	4.177,000	4.473,327	5.093,000	5.364,000	4.872,000	4.976,000	5.136,000	5.136,000	<b>4.889,703</b>
<b>Total</b>	<b>9.897,000</b>	<b>9.771,000</b>	<b>10.315,155</b>	<b>10.999,000</b>	<b>11.856,250</b>	<b>11.862,000</b>	<b>12.356,000</b>	<b>12.487,000</b>	<b>12.532,000</b>	<b>11.341,712</b>

\* (F)Définitif; (P)Provisoire; (E)Prévisionnel; (N/A)Inconnu

Paramètres les plus utilisés dans le secteur Vin, par campagne et par Etat Membre

**Autres vins - Rubrique: Importations - volume extra de l'UE (HI) - Source: DG AGRI - 1000 HL**

	2000/2001(F)	2001/2002(F)	2002/2003(F)	2003/2004(F)	2004/2005(F)	2005/2006(F)	2006/2007(F)	2007/2008(P)	2008/2009(E)	Moyenne
BE	131,000	184,000	204,000	236,000	269,000	295,000	327,000	323,000	323,000	<b>254,667</b>
BG								18,000	18,000	<b>18,000</b>
CZ					91,000	98,000	94,000	112,000	112,000	<b>101,400</b>
DK	367,000	455,000	602,209	697,000	760,000	761,000	781,000	854,000	854,000	<b>681,245</b>
DE	1.903,000	1.924,000	1.892,013	2.101,000	1.986,000	2.053,000	2.233,000	2.288,000	2.288,000	<b>2.074,224</b>
EE					40,000	41,000	25,000	30,000	30,000	<b>33,200</b>
IE		246,000	268,288	281,000	339,000	206,000	328,000	214,000	214,000	<b>232,921</b>
GR		6,000	3,414	26,000		3,000	3,000	4,000	4,000	<b>5,490</b>
ES	139,000	12,000	14,633	19,000	20,000	26,000	23,000	30,000	30,000	<b>34,848</b>
FR	1,000	545,000	532,264	599,000	594,000	611,000	581,000	609,000	609,000	<b>520,140</b>
IT	57,000	143,000	57,545	91,000	395,000	594,000	669,000	592,000	592,000	<b>354,505</b>
CY					3,000	2,000	2,000	3,000	3,000	<b>2,600</b>
LV						28,000	25,000	23,000	23,000	<b>19,800</b>
LT					28,200	27,000	12,000	14,000	14,000	<b>19,040</b>
LU	2,000	9,000	1,036	1,000		1,000		1,000	1,000	<b>1,782</b>
HU					2,000	2,000	6,000	7,000	7,000	<b>4,800</b>
MT						24,000	19,000	3,000	3,000	<b>9,800</b>
NL	825,000	875,800	959,861	1.105,000	1.196,000	1.192,000	928,000	971,000	971,000	<b>1.002,629</b>
AT	34,000	30,200	31,304	34,000	29,000	26,000	24,000	29,000	29,000	<b>29,612</b>
PL					300,000	277,000	96,000	124,000	124,000	<b>184,200</b>
PT			1,577		3,000	2,000	1,000	1,000	1,000	<b>1,064</b>
RO								9,000	9,000	<b>9,000</b>
SI						11,000	15,000	15,000	15,000	<b>11,200</b>
SK					0,050	6,000	2,000	2,000	47,000	<b>11,410</b>
FI	130,000	128,000	168,655	203,000		217,000	257,000	273,000	273,000	<b>183,295</b>
SE	324,000	277,000	318,030	429,000	437,000	487,000	496,000	534,000	534,000	<b>426,226</b>
GB	4.302,000	4.177,000	4.473,327	5.093,000	5.364,000	4.872,000	4.907,000	5.115,000	5.115,000	<b>4.824,259</b>
<b>Total</b>	<b>8.215,000</b>	<b>9.012,000</b>	<b>9.528,155</b>	<b>10.915,000</b>	<b>11.856,250</b>	<b>11.862,000</b>	<b>11.854,000</b>	<b>12.198,000</b>	<b>12.243,000</b>	<b>10.853,712</b>

\* (F)Définitif; (P)Provisoire; (E)Prévisionnel; (N/A)Inconnu

Paramètres les plus utilisés dans le secteur Vin, par campagne et par Etat Membre

**Autres vins - Rubrique: Importations - Intra UE - Source: DG AGRI - 1000 HL**

	2000/2001(F)	2001/2002(F)	2002/2003(F)	2003/2004(F)	2004/2005(F)	2005/2006(F)	2006/2007(F)	2007/2008(P)	2008/2009(E)	Moyenne
BE							10,000	1,000	1,000	1,333
BG								3,000	3,000	3,000
CZ							3,000	2,000	2,000	1,400
DK	7,000		11,000				3,000			2,333
DE	706,000	732,000	700,000				173,000	78,000	78,000	274,111
EE										
IE							3,000	2,000	2,000	0,778
GR							6,000	39,000	39,000	9,333
ES	27,000	27,000		1,000			3,000			6,444
FR	361,000			82,000			85,000	69,000	69,000	74,000
IT				1,000			92,000	7,000	7,000	11,889
CY										
LV										
LT										
LU	52,000						5,000			6,333
HU							9,000			1,800
MT							6,000	25,000	25,000	11,200
NL							7,000	6,000	6,000	2,111
AT							2,000			0,222
PL										
PT			76,000				19,000	22,000	22,000	15,444
RO								9,000	9,000	9,000
SI								1,000	1,000	0,400
SK							7,000	4,000	4,000	3,000
FI	51,000									5,667
SE										
GB	478,000						69,000	21,000	21,000	65,444
<b>Total</b>	<b>1.682,000</b>	<b>759,000</b>	<b>787,000</b>	<b>84,000</b>			<b>502,000</b>	<b>289,000</b>	<b>289,000</b>	<b>488,000</b>

\* (F)Définitif; (P)Provisoire; (E)Prévisionnel; (N/A)Inconnu



Paramètres les plus utilisés dans le secteur Vin, par campagne et par Etat Membre

**Autres vins - Rubique: Exportations - Intra et Extra en volume (hl) - Source: DG AGRI - 1000 HL**

	2000/2001(F)	2001/2002(F)	2002/2003(F)	2003/2004(F)	2004/2005(F)	2005/2006(F)	2006/2007(F)	2007/2008(P)	2008/2009(E)	Moyenne
BE							9,000	8,000	8,000	<b>2,778</b>
BG								2,000	2,000	<b>2,000</b>
CZ										
DK	1,000				1,000			1,000	1,000	<b>0,444</b>
DE	104,000	122,000	174,000				8,000	1,000	1,000	<b>45,556</b>
EE										
IE										
GR							9,000			<b>1,000</b>
ES	91,000	136,000	272,000	59,000			60,000	119,000	119,000	<b>95,111</b>
FR	131,000	179,000	351,000	38,000			12,000	4,000	4,000	<b>79,889</b>
IT					9,000	20,000	248,000	181,000	181,000	<b>71,000</b>
CY								3,000	3,000	<b>1,200</b>
LV										
LT							1,000			<b>0,200</b>
LU	38,000							1,000	1,000	<b>4,444</b>
HU							2,000	5,000	5,000	<b>2,400</b>
MT										
NL										
AT			12,000				1,000	1,000	1,000	<b>1,667</b>
PL										
PT			34,000		6,000		2,000			<b>4,667</b>
RO								1,000	1,000	<b>1,000</b>
SI										
SK							2,000			<b>0,400</b>
FI			1,000							<b>0,111</b>
SE						1,000				<b>0,111</b>
GB	10,000		13,000	12,000	7,000		3,000	2,000	2,000	<b>5,444</b>
<b>Total</b>	<b>375,000</b>	<b>437,000</b>	<b>857,000</b>	<b>109,000</b>	<b>23,000</b>	<b>21,000</b>	<b>357,000</b>	<b>329,000</b>	<b>329,000</b>	<b>315,222</b>

\* (F)Définitif; (P)Provisoire; (E)Prévisionnel; (N/A)Inconnu

Paramètres les plus utilisés dans le secteur Vin, par campagne et par Etat Membre

**Autres vins - Rubrique: Exportations - extra UE en Volume (hl) - Source: DG AGRI - 1000 HL**

	2000/2001(F)	2001/2002(F)	2002/2003(F)	2003/2004(F)	2004/2005(F)	2005/2006(F)	2006/2007(F)	2007/2008(P)	2008/2009(E)	Moyenne
BE										
BG								1,000	1,000	1,000
CZ										
DK	1,000				1,000			1,000	1,000	0,444
DE	14,000	16,000	24,000							6,000
EE										
IE										
GR										
ES	12,000	5,000	15,000	11,000				1,000	1,000	5,000
FR	17,000	19,000	22,000	8,000			1,000	1,000	1,000	7,667
IT					9,000	20,000	31,000	32,000	32,000	13,778
CY										
LV										
LT							1,000			0,200
LU										
HU										
MT										
NL										
AT										
PL										
PT			3,000		6,000					1,000
RO										
SI										
SK							2,000			0,400
FI			1,000							0,111
SE						1,000				0,111
GB	5,000		5,000	6,000	7,000			1,000	1,000	2,778
<b>Total</b>	<b>49,000</b>	<b>40,000</b>	<b>70,000</b>	<b>25,000</b>	<b>23,000</b>	<b>21,000</b>	<b>35,000</b>	<b>37,000</b>	<b>37,000</b>	<b>37,444</b>

\* (F)Définitif; (P)Provisoire; (E)Prévisionnel; (N/A)Inconnu

Paramètres les plus utilisés dans le secteur Vin, par campagne et par Etat Membre

**Autres vins - Rubrique: Exportations intra UE en volume (hl) - Source: DG AGRI - 1000 HL**

	2000/2001(F)	2001/2002(F)	2002/2003(F)	2003/2004(F)	2004/2005(F)	2005/2006(F)	2006/2007(F)	2007/2008(P)	2008/2009(E)	Moyenne
BE							9,000	8,000	8,000	<b>2,778</b>
BG								1,000	1,000	<b>1,000</b>
CZ										
DK										
DE	90,000	106,000	150,000				8,000	1,000	1,000	<b>39,556</b>
EE										
IE										
GR							9,000			<b>1,000</b>
ES	79,000	131,000	257,000	48,000			60,000	118,000	118,000	<b>90,111</b>
FR	114,000	160,000	329,000	30,000			11,000	3,000	3,000	<b>72,222</b>
IT							217,000	149,000	149,000	<b>57,222</b>
CY								3,000	3,000	<b>1,200</b>
LV										
LT										
LU	38,000							1,000	1,000	<b>4,444</b>
HU							2,000	5,000	5,000	<b>2,400</b>
MT										
NL										
AT			12,000				1,000	1,000	1,000	<b>1,667</b>
PL										
PT			31,000				2,000			<b>3,667</b>
RO								1,000	1,000	<b>1,000</b>
SI										
SK										
FI										
SE										
GB	5,000		8,000	6,000			3,000	1,000	1,000	<b>2,667</b>
<b>Total</b>	<b>326,000</b>	<b>397,000</b>	<b>787,000</b>	<b>84,000</b>			<b>322,000</b>	<b>292,000</b>	<b>292,000</b>	<b>277,778</b>

\* (F)Définitif; (P)Provisoire; (E)Prévisionnel; (N/A)Inconnu

Paramètres les plus utilisés dans le secteur Vin, par campagne et par Etat Membre

**Autres vins - Rubrique: Utilisation domestique totale - Source: DG AGRI - 1000 HL**

	2000/2001(F)	2001/2002(F)	2002/2003(F)	2003/2004(F)	2004/2005(F)	2005/2006(F)	2006/2007(F)	2007/2008(P)	2008/2009(E)	Moyenne
BE	128,000	188,000	189,000	234,000	264,000	289,000	321,000	317,000	317,000	<b>249,667</b>
BG								37,000	37,424	<b>37,212</b>
CZ					238,200	95,600	108,100	85,562	85,562	<b>122,605</b>
DK	374,000	455,000	613,209	697,000	759,000	761,000	784,000	853,000	853,000	<b>683,245</b>
DE	2.374,000	2.561,000	2.439,013	2.182,000	1.979,000	2.086,000	2.368,000	2.340,000	2.040,000	<b>2.263,224</b>
EE					31,697	43,778	25,000	30,000	30,000	<b>32,095</b>
IE		246,000	291,288	275,000	299,000	206,000	417,000	216,000	216,000	<b>240,699</b>
GR		6,000	3,414	26,000		3,000		43,000	43,000	<b>13,824</b>
ES	83,000	46,000	34,633	71,000	18,000	146,000		146,000	142,175	<b>76,312</b>
FR	6.036,000	6.337,000	5.945,839	6.284,425	10.020,447	9.261,553	9.421,213	6.440,000	6.428,475	<b>7.352,772</b>
IT	261,000	304,000	142,588	182,936	505,000	547,476	647,805	499,435	495,555	<b>398,422</b>
CY					6,811	2,000	2,005			<b>2,163</b>
LV					5,000	13,000	24,400	37,000	37,000	<b>23,280</b>
LT					28,522	25,366	10,700	14,262	14,262	<b>18,622</b>
LU	40,000	9,000	1,036	1,000		1,000	6,000			<b>6,448</b>
HU					2,000	2,000	13,000	2,000	2,000	<b>4,200</b>
MT						23,100	25,000	28,000	28,000	<b>20,820</b>
NL	711,000	862,110	962,861	1.060,325	1.193,675	1.153,000	891,438	980,000	980,000	<b>977,157</b>
AT	144,556	30,600	31,669	67,583	27,774	23,000	25,874	26,300	28,068	<b>45,047</b>
PL					300,000	285,000	140,000	124,000	124,000	<b>194,600</b>
PT			44,000		-3,000	2,000	18,000	21,511	21,511	<b>11,558</b>
RO								17,000	17,000	<b>17,000</b>
SI					22,009	11,000	15,000	16,000	16,000	<b>16,002</b>
SK					-32,730	59,530	6,000	56,319	51,179	<b>28,060</b>
FI	184,000	107,800	164,255	199,600	-14,400	223,400	245,700	276,000	276,000	<b>184,706</b>
SE	354,000	264,000	326,030	396,000	443,600	406,000	562,000	527,000	527,000	<b>422,848</b>
GB	4.947,000	3.844,000	3.829,327	5.991,000	5.256,000	4.872,000	4.967,000	5.134,000	5.134,000	<b>4.886,036</b>
<b>Total</b>	<b>15.636,556</b>	<b>15.260,510</b>	<b>15.018,161</b>	<b>17.667,869</b>	<b>21.349,605</b>	<b>20.540,803</b>	<b>21.044,235</b>	<b>18.266,389</b>	<b>17.944,211</b>	<b>18.080,927</b>

\* (F)Définitif; (P)Provisoire; (E)Prévisionnel; (N/A)Inconnu

Paramètres les plus utilisés dans le secteur Vin, par campagne et par Etat Membre

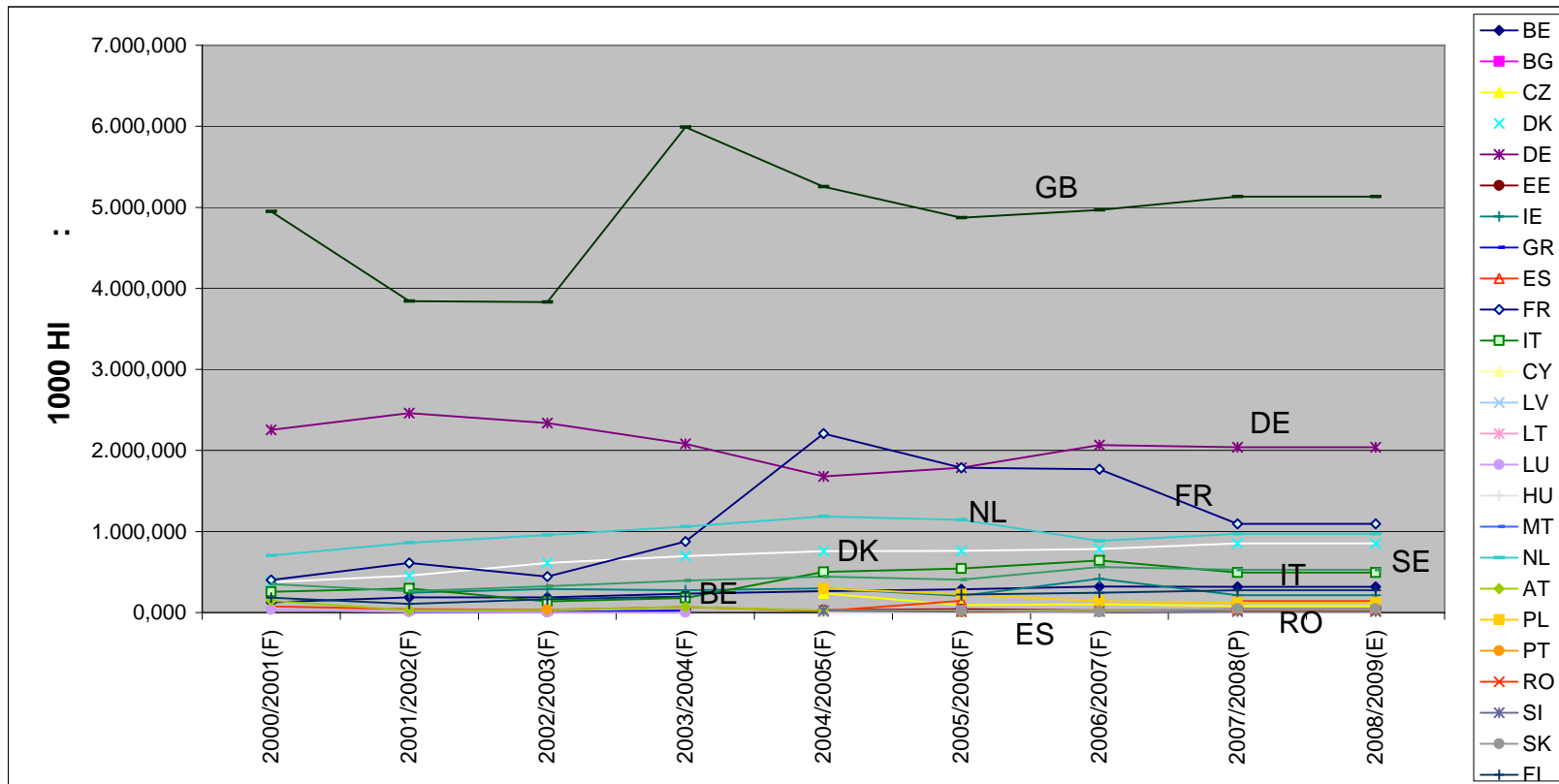
**Autres vins - Rubrique: Consommation humaine - Source: DG AGRI - 1000 HL**

	2000/2001(F)	2001/2002(F)	2002/2003(F)	2003/2004(F)	2004/2005(F)	2005/2006(F)	2006/2007(F)	2007/2008(P)	2008/2009(E)	Moyenne
BE	127,000	187,000	188,000	234,000	263,000	288,000	320,000	316,000	316,000	<b>248,778</b>
BG								37,000	37,000	<b>37,000</b>
CZ					238,200	91,600	103,100	79,562	79,562	<b>118,405</b>
DK	374,000	455,000	613,209	697,000	759,000	761,000	784,000	853,000	853,000	<b>683,245</b>
DE	2.254,000	2.461,000	2.339,013	2.082,000	1.679,000	1.786,000	2.068,000	2.040,000	2.040,000	<b>2.083,224</b>
EE					31,697	43,778	25,000	30,000	30,000	<b>32,095</b>
IE		246,000	291,288	275,000	299,000	206,000	417,000	216,000	216,000	<b>240,699</b>
GR		6,000	3,414	26,000		3,000		43,000	43,000	<b>13,824</b>
ES	78,000	43,000	33,633	70,000	18,000	144,000		142,000	142,000	<b>74,515</b>
FR	400,000	614,000	444,839	875,425	2.206,447	1.786,553	1.768,213	1.096,040	1.096,040	<b>1.143,062</b>
IT	255,000	300,000	138,588	180,536	501,000	544,476	644,805	495,555	495,555	<b>395,057</b>
CY					6,811	2,000	2,005			<b>2,163</b>
LV					4,900	13,000	24,400	18,000	18,000	<b>15,660</b>
LT					27,622	25,366	10,300	13,862	13,862	<b>18,202</b>
LU	40,000	9,000	1,036	1,000		1,000	6,000			<b>6,448</b>
HU					2,000	2,000	13,000	2,000	2,000	<b>4,200</b>
MT						23,100	25,000	28,000	28,000	<b>20,820</b>
NL	706,000	862,110	955,861	1.060,325	1.186,675	1.146,000	885,438	974,000	974,000	<b>972,268</b>
AT	144,556	30,600	31,169	67,583	27,774	22,600	25,474	25,300	25,300	<b>44,484</b>
PL					300,000	227,000	140,000	124,000	124,000	<b>183,000</b>
PT			44,000			2,000	18,000	21,511	21,511	<b>11,558</b>
RO								14,000	14,000	<b>14,000</b>
SI					22,009	11,000	15,000	16,000	16,000	<b>16,002</b>
SK						26,530	6,000	51,319	51,179	<b>17,332</b>
FI	184,000	107,800	164,255	199,600		223,400	245,700	276,000	276,000	<b>184,706</b>
SE	354,000	264,000	326,030	396,000	443,600	406,000	562,000	527,000	527,000	<b>422,848</b>
GB	4.947,000	3.844,000	3.829,327	5.991,000	5.256,000	4.872,000	4.967,000	5.134,000	5.134,000	<b>4.886,036</b>
<b>Total</b>	<b>9.863,556</b>	<b>9.429,510</b>	<b>9.403,661</b>	<b>12.155,469</b>	<b>13.206,965</b>	<b>12.657,403</b>	<b>13.075,435</b>	<b>12.573,149</b>	<b>12.573,009</b>	<b>11.659,795</b>

\* (F)Définitif; (P)Provisoire; (E)Prévisionnel; (N/A)Inconnu

Paramètres les plus utilisés dans le secteur Vin, par campagne et par Etat Membre

**Autres vins - Rubrique: Consommation humaine - Source: DG AGRI - 1000 HL**



Paramètres les plus utilisés dans le secteur Vin, par campagne et par Etat Membre

**Autres vins - Rubrique: Usages industriels - Source: DG AGRI - 1000 HL**

	2000/2001(F)	2001/2002(F)	2002/2003(F)	2003/2004(F)	2004/2005(F)	2005/2006(F)	2006/2007(F)	2007/2008(P)	2008/2009(E)	Moyenne
BE										
BG									0,424	<b>0,212</b>
CZ								1,000	1,000	<b>0,400</b>
DK										
DE	120,000	100,000	100,000	100,000	300,000	300,000	300,000	300,000		<b>180,000</b>
EE										
IE										
GR										
ES	4,000	1,000						4,000	0,175	<b>1,019</b>
FR	5.510,000	5.663,000	5.441,000	5.331,000	7.736,000	7.405,000	7.563,000	5.264,960	5.253,435	<b>6.129,711</b>
IT	6,000	4,000	4,000	2,400	4,000	3,000	3,000	3,880		<b>3,364</b>
CY										
LV										
LT										
LU										
HU										
MT										
NL										
AT									1,768	<b>0,196</b>
PL										
PT										
RO										
SI										
SK										
FI										
SE										
GB										
<b>Total</b>	<b>5.640,000</b>	<b>5.768,000</b>	<b>5.545,000</b>	<b>5.433,400</b>	<b>8.040,000</b>	<b>7.708,000</b>	<b>7.866,000</b>	<b>5.573,840</b>	<b>5.256,802</b>	<b>6.314,560</b>

\* (F)Définitif; (P)Provisoire; (E)Prévisionnel; (N/A)Inconnu

Paramètres les plus utilisés dans le secteur Vin, par campagne et par Etat Membre

**Autres vins - Rubique: Usages industriels - distillations - alcool - Source: DG AGRI - 1000 HL**

	2000/2001(F)	2001/2002(F)	2002/2003(F)	2003/2004(F)	2004/2005(F)	2005/2006(F)	2006/2007(F)	2007/2008(P)	2008/2009(E)	Moyenne
BE										
BG									0,424	<b>0,212</b>
CZ										
DK										
DE		100,000	100,000	100,000	300,000	300,000	300,000	300,000		<b>166,667</b>
EE										
IE										
GR										
ES	4,000	1,000						4,000	0,175	<b>1,019</b>
FR	5.510,000	5.663,000	5.441,000	5.331,000	7.736,000	7.405,000	7.563,000	5.264,960	5.253,435	<b>6.129,711</b>
IT	6,000	4,000	4,000	2,400	4,000	3,000	3,000	3,880		<b>3,364</b>
CY										
LV										
LT										
LU										
HU										
MT										
NL										
AT									1,768	<b>0,196</b>
PL										
PT										
RO										
SI										
SK										
FI										
SE										
GB										
<b>Total</b>	<b>5.520,000</b>	<b>5.768,000</b>	<b>5.545,000</b>	<b>5.433,400</b>	<b>8.040,000</b>	<b>7.708,000</b>	<b>7.866,000</b>	<b>5.572,840</b>	<b>5.255,802</b>	<b>6.301,005</b>

\* (F)Définitif; (P)Provisoire; (E)Prévisionnel; (N/A)Inconnu



Paramètres les plus utilisés dans le secteur Vin, par campagne et par Etat Membre

<b>Autres vins - Rubrique: Usages industriels - distillations - alcool - eaux de vie d'appellation - Source: DG AGRI - 1000 HL</b>										
	2000/2001(F)	2001/2002(F)	2002/2003(F)	2003/2004(F)	2004/2005(F)	2005/2006(F)	2006/2007(F)	2007/2008(P)	2008/2009(E)	Moyenne
BE										
BG										
CZ										
DK										
DE										
EE										
IE										
GR										
ES										
FR	4.100,000	4.280,000	4.245,000	4.389,000	5.757,000	5.774,000	6.263,000	3.818,000	5.000,000	<b>4.847,333</b>
IT						3,000				<b>0,333</b>
CY										
LV										
LT										
LU										
HU										
MT										
NL										
AT										
PL										
PT										
RO										
SI										
SK										
FI										
SE										
GB										
<b>Total</b>	<b>4.100,000</b>	<b>4.280,000</b>	<b>4.245,000</b>	<b>4.389,000</b>	<b>5.757,000</b>	<b>5.777,000</b>	<b>6.263,000</b>	<b>3.818,000</b>	<b>5.000,000</b>	<b>4.847,667</b>

\* (F)Définitif; (P)Provisoire; (E)Prévisionnel; (N/A)Inconnu

Paramètres les plus utilisés dans le secteur Vin, par campagne et par Etat Membre

**Autres vins - Rubrique: Utilisation industrielle - distillations - alcool - réglementation UE - Source: DG AGRI - 1000 HL**

	2000/2001(F)	2001/2002(F)	2002/2003(F)	2003/2004(F)	2004/2005(F)	2005/2006(F)	2006/2007(F)	2007/2008(P)	2008/2009(E)	Moyenne
BE										
BG									0,424	<b>0,212</b>
CZ										
DK										
DE		100,000	100,000		300,000	300,000	300,000	300,000		<b>155,556</b>
EE										
IE										
GR										
ES	4,000	1,000						4,000	0,175	<b>1,019</b>
FR	1.410,000	1.383,000	1.196,000	942,000	1.979,000	1.631,000	1.300,000	1.431,960	253,435	<b>1.280,711</b>
IT	6,000	4,000	4,000	2,400	4,000		3,000	3,880		<b>3,031</b>
CY										
LV										
LT										
LU										
HU										
MT										
NL										
AT									1,768	<b>0,196</b>
PL										
PT										
RO										
SI										
SK										
FI										
SE										
GB										
<b>Total</b>	<b>1.420,000</b>	<b>1.488,000</b>	<b>1.300,000</b>	<b>944,400</b>	<b>2.283,000</b>	<b>1.931,000</b>	<b>1.603,000</b>	<b>1.739,840</b>	<b>255,802</b>	<b>1.440,560</b>

\* (F)Définitif; (P)Provisoire; (E)Prévisionnel; (N/A)Inconnu

Paramètres les plus utilisés dans le secteur Vin, par campagne et par Etat Membre

**Autres vins - Rubrique: Utilisation industrielle - distillations - alcool - réglementation EM - Source: DG AGRI - 1000 HL**

	2000/2001(F)	2001/2002(F)	2002/2003(F)	2003/2004(F)	2004/2005(F)	2005/2006(F)	2006/2007(F)	2007/2008(P)	2008/2009(E)	Moyenne
BE										
BG										
CZ										
DK										
DE				100,000						11,111
EE										
IE										
GR										
ES										
FR								15,000		1,667
IT										
CY										
LV										
LT										
LU										
HU										
MT										
NL										
AT										
PL										
PT										
RO										
SI										
SK										
FI										
SE										
GB										
<b>Total</b>				<b>100,000</b>				<b>15,000</b>		<b>12,778</b>

\* (F)Définitif; (P)Provisoire; (E)Prévisionnel; (N/A)Inconnu

Paramètres les plus utilisés dans le secteur Vin, par campagne et par Etat Membre

**Autres vins - Rubrique: Usages industriels - production de vinaigre - Source: DG AGRI - 1000 HL**

	2000/2001(F)	2001/2002(F)	2002/2003(F)	2003/2004(F)	2004/2005(F)	2005/2006(F)	2006/2007(F)	2007/2008(P)	2008/2009(E)	Moyenne
BE										
BG										
CZ								1,000	1,000	0,400
DK										
DE	120,000									13,333
EE										
IE										
GR										
ES										
FR										
IT										
CY										
LV										
LT										
LU										
HU										
MT										
NL										
AT										
PL										
PT										
RO										
SI										
SK										
FI										
SE										
GB										
<b>Total</b>	<b>120,000</b>							<b>1,000</b>	<b>1,000</b>	<b>13,556</b>

\* (F)Définitif; (P)Provisoire; (E)Prévisionnel; (N/A)Inconnu

Paramètres les plus utilisés dans le secteur Vin, par campagne et par Etat Membre

**Autres vins - Rubique: Transformations - Source: DG AGRI - 1000 HL**

	2000/2001(F)	2001/2002(F)	2002/2003(F)	2003/2004(F)	2004/2005(F)	2005/2006(F)	2006/2007(F)	2007/2008(P)	2008/2009(E)	Moyenne
BE										
BG										
CZ						4,000	5,000	5,000	5,000	3,800
DK										
DE										
EE										
IE										
GR										
ES										
FR										
IT										
CY										
LV										
LT										
LU										
HU										
MT										
NL										
AT										
PL						35,000				7,000
PT										
RO										
SI										
SK					12,170	24,000				7,234
FI										
SE										
GB										
<b>Total</b>					<b>12,170</b>	<b>63,000</b>	<b>5,000</b>	<b>5,000</b>	<b>5,000</b>	<b>10,019</b>

\* (F)Définitif; (P)Provisoire; (E)Prévisionnel; (N/A)Inconnu

Paramètres les plus utilisés dans le secteur Vin, par campagne et par Etat Membre

**Autres vins - Rubrique: Pertes - Source: DG AGRI - 1000 HL**

	2000/2001(F)	2001/2002(F)	2002/2003(F)	2003/2004(F)	2004/2005(F)	2005/2006(F)	2006/2007(F)	2007/2008(P)	2008/2009(E)	Moyenne
BE	1,000	1,000	1,000		1,000	1,000	1,000	1,000	1,000	<b>0,889</b>
BG										
CZ										
DK										
DE										
EE										
IE										
GR										
ES	1,000	2,000	1,000	1,000		2,000				<b>0,778</b>
FR	126,000	60,000	60,000	78,000	78,000	70,000	90,000	79,000	79,000	<b>80,000</b>
IT										
CY										
LV					0,100			19,000	19,000	<b>7,620</b>
LT					0,900		0,400	0,400	0,400	<b>0,420</b>
LU										
HU										
MT										
NL	5,000		7,000		7,000	7,000	6,000	6,000	6,000	<b>4,889</b>
AT		2,000	0,500			0,400	0,400	1,000	1,000	<b>0,589</b>
PL						23,000				<b>4,600</b>
PT										
RO								3,000	3,000	<b>3,000</b>
SI										
SK					3,470	9,000		5,000		<b>3,494</b>
FI										
SE										
GB										
<b>Total</b>	<b>133,000</b>	<b>65,000</b>	<b>69,500</b>	<b>79,000</b>	<b>90,470</b>	<b>112,400</b>	<b>97,800</b>	<b>114,400</b>	<b>109,400</b>	<b>96,774</b>

\* (F)Définitif; (P)Provisoire; (E)Prévisionnel; (N/A)Inconnu

Paramètres les plus utilisés dans le secteur Vin, par campagne et par Etat Membre

**Autres vins - Rubrique: Stocks finaux - Source: DG AGRI - 1000 HL**

	2000/2001(F)	2001/2002(F)	2002/2003(F)	2003/2004(F)	2004/2005(F)	2005/2006(F)	2006/2007(F)	2007/2008(P)	2008/2009(E)	Moyenne
BE	37,000	30,000	45,000	47,000	52,000	58,000	55,000	54,000	53,000	<b>47,889</b>
BG										
CZ					26,600	29,000	18,000	46,438	74,876	<b>38,983</b>
DK	3,000	5,000								<b>0,889</b>
DE	287,000	260,000	239,000	158,000	165,000	132,000	162,000	187,000	512,000	<b>233,556</b>
EE					16,778	14,000	14,000	14,000	14,000	<b>14,556</b>
IE	52,000		46,000	52,000	92,000	92,000	6,000	6,000	6,000	<b>39,111</b>
GR										
ES	390,000	538,000	420,000	395,000	410,000	521,000	404,000	199,000	-27,175	<b>361,092</b>
FR	153,000	133,000	168,425	260,000	233,553	260,000	266,000	299,000	1.785,525	<b>395,389</b>
IT	146,000	134,000	193,412	185,476	184,476	211,000	173,000	188,565	111,010	<b>169,660</b>
CY										
LV					3,000	18,000	19,000	19,000	5,000	<b>12,800</b>
LT					8,366	10,000	10,000	9,738	9,476	<b>9,516</b>
LU	59,000	60,000	1,000	1,000	1,000	1,000				<b>13,667</b>
HU										
MT					1,100	2,000	2,000	2,000	2,000	<b>1,820</b>
NL	192,000	82,680	63,000	107,675	110,000	149,000	192,000	189,000	186,000	<b>141,262</b>
AT	9,444	6,500	7,035	4,454	6,000	9,000	8,000	9,700	60,133	<b>13,363</b>
PL					53,000	45,000	1,000	1,000	1,000	<b>20,200</b>
PT								1,489	2,978	<b>0,496</b>
RO										
SI										
SK					82,530	29,000	36,000	2,681	2,502	<b>30,543</b>
FI	20,500	33,200	36,600	40,000	54,400	48,000	61,000	58,000	55,000	<b>45,189</b>
SE	45,000	58,000	50,000	83,000	76,400	156,000	90,000	97,000	104,000	<b>84,378</b>
GB	340,000	677,000	1.309,000	399,000	500,000	500,000	506,000	506,000	506,000	<b>582,556</b>
<b>Total</b>	<b>1.733,944</b>	<b>2.017,380</b>	<b>2.578,472</b>	<b>1.732,605</b>	<b>2.076,203</b>	<b>2.284,000</b>	<b>2.023,000</b>	<b>1.889,611</b>	<b>3.457,015</b>	<b>2.199,137</b>

\* (F)Définitif; (P)Provisoire; (E)Prévisionnel; (N/A)Inconnu

Paramètres les plus utilisés dans le secteur Vin, par campagne et par Etat Membre

**Autres vins - Rubrique: Stocks finaux - aux producteurs - Source: DG AGRI - 1000 HL**

	2000/2001(F)	2001/2002(F)	2002/2003(F)	2003/2004(F)	2004/2005(F)	2005/2006(F)	2006/2007(F)	2007/2008(P)	2008/2009(E)	Moyenne
BE									-1,000	<b>-0,111</b>
BG									-6,310	<b>-3,155</b>
CZ							1,000		28,438	<b>5,888</b>
DK				0,084						<b>0,009</b>
DE	40,000	33,000	33,000	38,000	40,000	37,000	32,000	47,000	372,000	<b>74,667</b>
EE										
IE										
GR										
ES	177,000	207,000	215,000	388,000	404,000	117,000	160,000	156,000	-70,175	<b>194,869</b>
FR	106,000	133,000							1.486,525	<b>191,725</b>
IT	71,533	66,000	112,457						-77,555	<b>19,159</b>
CY										
LV					1,000	2,000	2,000	16,000	2,000	<b>4,600</b>
LT									-0,262	<b>-0,052</b>
LU	19,000									<b>2,111</b>
HU										
MT					0,900	1,000	1,000	1,000	1,000	<b>0,980</b>
NL									-3,000	<b>-0,333</b>
AT	1,822								50,433	<b>5,806</b>
PL					26,000	22,000				<b>9,600</b>
PT									1,489	<b>0,165</b>
RO										
SI										
SK						23,000	28,000		-0,179	<b>10,164</b>
FI									-3,000	<b>-0,333</b>
SE									7,000	<b>0,778</b>
GB			1.309,000							<b>145,444</b>
<b>Total</b>	<b>415,355</b>	<b>439,000</b>	<b>1.669,457</b>	<b>426,084</b>	<b>471,900</b>	<b>202,000</b>	<b>224,000</b>	<b>220,000</b>	<b>1.787,404</b>	<b>650,578</b>

\* (F)Définitif; (P)Provisoire; (E)Prévisionnel; (N/A)Inconnu



Paramètres les plus utilisés dans le secteur Vin, par campagne et par Etat Membre

**Autres vins - Rubrique: Stocks finaux - au commerce - Source: DG AGRI - 1000 HL**

	2000/2001(F)	2001/2002(F)	2002/2003(F)	2003/2004(F)	2004/2005(F)	2005/2006(F)	2006/2007(F)	2007/2008(P)	2008/2009(E)	Moyenne
BE	37,000	30,000	45,000	47,000	52,000	58,000	55,000	54,000	54,000	<b>48,000</b>
BG										
CZ					26,600	29,000	17,000	46,438	46,438	<b>33,095</b>
DK	3,000	5,000		-0,084						<b>0,880</b>
DE	247,000	227,000	206,000	120,000	125,000	95,000	130,000	140,000	140,000	<b>158,889</b>
EE					16,778	14,000	14,000	14,000	14,000	<b>14,556</b>
IE	52,000		46,000	52,000	92,000	92,000	6,000	6,000	6,000	<b>39,111</b>
GR										
ES	213,000	331,000	205,000	7,000	6,000	404,000	244,000	43,000	43,000	<b>166,222</b>
FR	47,000		168,425	260,000	233,553	260,000	266,000	299,000	299,000	<b>203,664</b>
IT	74,467	68,000	80,955	185,476	184,476	211,000	173,000	188,565	188,565	<b>150,500</b>
CY										
LV					2,000	16,000	17,000	3,000	3,000	<b>8,200</b>
LT					8,366	10,000	10,000	9,738	9,738	<b>9,568</b>
LU	40,000	60,000	1,000	1,000	1,000	1,000				<b>11,556</b>
HU										
MT					0,200	1,000	1,000	1,000	1,000	<b>0,840</b>
NL	192,000	82,680	63,000	107,675	110,000	149,000	192,000	189,000	189,000	<b>141,595</b>
AT	7,622	6,500	7,035	4,454	6,000	9,000	8,000	9,700	9,700	<b>7,557</b>
PL					27,000	23,000	1,000	1,000	1,000	<b>10,600</b>
PT								1,489	1,489	<b>0,331</b>
RO										
SI										
SK					82,530	6,000	8,000	2,681	2,681	<b>20,378</b>
FI	20,500	33,200	36,600	40,000	54,400	48,000	61,000	58,000	58,000	<b>45,522</b>
SE	45,000	58,000	50,000	83,000	76,400	156,000	90,000	97,000	97,000	<b>83,600</b>
GB	340,000	677,000		399,000	500,000	500,000	506,000	506,000	506,000	<b>437,111</b>
<b>Total</b>	<b>1.318,589</b>	<b>1.578,380</b>	<b>909,015</b>	<b>1.306,521</b>	<b>1.604,303</b>	<b>2.082,000</b>	<b>1.799,000</b>	<b>1.669,611</b>	<b>1.669,611</b>	<b>1.548,559</b>

\* (F)Définitif; (P)Provisoire; (E)Prévisionnel; (N/A)Inconnu

Paramètres les plus utilisés dans le secteur Vin, par campagne et par Etat Membre

**Autres vins - Rubrique: Variation annuel des stocks - Source: DG AGRI - 1000 HL**

	2000/2001(F)	2001/2002(F)	2002/2003(F)	2003/2004(F)	2004/2005(F)	2005/2006(F)	2006/2007(F)	2007/2008(P)	2008/2009(E)	Moyenne
BE	3,000	-4,000	15,000	2,000	5,000	6,000	7,000	-1,000	-1,000	<b>3,556</b>
BG								-18,000	-6,310	<b>-12,155</b>
CZ					-147,200	2,400	-11,100	28,438	28,438	<b>-19,805</b>
DK	-1,000									<b>-0,111</b>
DE	131,000	-27,000	-21,000	-81,000	7,000	-33,000	30,000	25,000	325,000	<b>39,556</b>
EE					8,303	-2,778				<b>1,105</b>
IE	2,000		-23,000	6,000	40,000		-86,000			<b>-6,778</b>
GR										
ES	156,000	145,000	-118,000	-25,000	15,000	111,000	2,000	-205,000	-226,175	<b>-16,131</b>
FR	27,000	-20,000	35,425	91,575	-26,447	26,447	5,787	33,000	1.486,525	<b>184,368</b>
IT	-20,000	-12,000	58,412	-7,936	-1,000	26,524	-37,805	15,565	-77,555	<b>-6,199</b>
CY					-3,811		-0,005			<b>-0,763</b>
LV					-5,000	15,000	0,600		-14,000	<b>-0,680</b>
LT					-0,322	1,634	0,300	-0,262	-0,262	<b>0,218</b>
LU	-11,000						-1,000			<b>-1,333</b>
HU										
MT						0,900				<b>0,180</b>
NL	119,000	13,680	-3,000	44,675	2,325	39,000	43,562	-3,000	-3,000	<b>28,138</b>
AT	-85,556	-2,400	-0,465	-2,581	1,326	3,000	-0,874	1,700	50,433	<b>-3,935</b>
PL						-8,000	-44,000			<b>-10,400</b>
PT								1,489	1,489	<b>0,331</b>
RO										
SI					-22,009					<b>-4,402</b>
SK					46,290	-53,530	8,000	-33,319	-0,179	<b>-6,548</b>
FI	-3,000	33,200	3,400	3,400	14,400	-6,400	11,300	-3,000	-3,000	<b>5,589</b>
SE	-30,000	13,000	-8,000	33,000	-6,600	80,000	-66,000	7,000	7,000	<b>3,267</b>
GB	-177,000	333,000	632,000	-910,000	101,000		6,000			<b>-1,667</b>
<b>Total</b>	<b>110,444</b>	<b>472,480</b>	<b>570,772</b>	<b>-845,867</b>	<b>28,255</b>	<b>208,197</b>	<b>-132,235</b>	<b>-151,389</b>	<b>1.567,404</b>	<b>203,118</b>

\* (F)Définitif; (P)Provisoire; (E)Prévisionnel; (N/A)Inconnu